

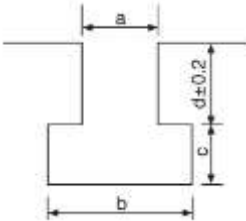
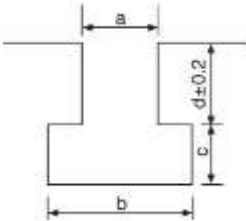


Date:...../...../2019

Company name :					
Contact tel & address:					
Authorized Person :					
Press tonnage:					
Brand / Model / Type:			Mold Reference No:		
Press Plate Measurements:	Top		Bottom		
	X:.....	Y:.....	X:.....	Y:.....	
Press Torque Distance:					
Is there U channel in Press?	Yes.....	No.....	its measure.....		
T-channel shape of Press	Bottom	Top			
					
T-channel measure of Press:	TOP TABLE:	A:.....	B:.....	C:.....	D:.....
	BOTTOM TABLE:	A:.....	B:.....	C:.....	D:.....
					
Channel Center Distance:					
Mold Working Heat:					
Mold Transportation Shape :					
Hydraulic Clamp Information					
Selection of clamp :	Plate Thickness	Bottom	Top		
		H:....	H:....		
Die Lifter Hydraulic Information					
Mold Weight:	Mold Size: X:..... Y:..... Z:.....				
Die Arm Informations:					
Load Capacity :	Heavy Model	<input type="checkbox"/>	Light Model	<input type="checkbox"/>	
Supported?	Yes.....	No.....			
Model RS :	L=	H=	W=		
	Mold Length	Ground Height	Mold Weight		
Company wants whole system setup?		Yes.....	No.....		
<u>This part will be filled in by ER-EL</u>					
Model / code information of the equipment to be used in the system:					