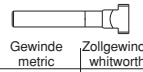

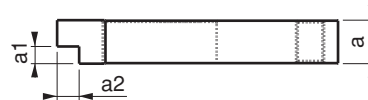


Referenz-Nr. Order No.	L	b1			a	b2	a1xa2	b3	e1	e2	d	
			Gewinde metric	Zollgewinde whitworth								
1370-10080	80	11	M10	3/8	15	30	5x8	12	15	30	M10	180
1370-12100	100	14.5	M12-14	1/2	20	40	8x10	14	21	40	M12	410
1370-12125	125									50		590
1370-16125	125	18.5	M16-18	5/8	25	50	10x12.5	18	26	45	M16	910
1370-16160	160									65		1180
1370-20160	160	22.5	M20-22	3/4	30	60	12x15	22	30	60	M20	1575
1370-20200	200									80		2150
1370-24160	160	26	M24	1	30	70	12x15	26	35	60	M24	1800
1370-24200	200									80		2875
1370-24250	250									100		3500



### 1370

- verwendbar in engen Bereichen
- Gehärtet
- Schwarz beschichtet



### 1370

- This product is used in restricted areas with the purpose of gaining height
- Hardened
- Black Coating

