




Referenz-Nr. Order No.	a	b	c	d	e	f	g		 (kg)
2650-40025012	500	400	250	320	200	55	50	M12	170
2650-50030012	600	500	300	400	250	75	50	M12	230
2650-63035012	700	630	350	500	315	100	50	M12	380
2650-40025016	500	400	250	320	200	55	50	M16	168
2650-50030016	600	500	300	400	250	75	50	M16	228
2650-63035016	700	630	350	500	315	100	50	M16	376



2650

- Material: Guss
- Spannen Werkstücke auf 4 Flächen möglich
- kompatibel mit Standard-Spannelementen
- auf allen Flächen M12-M16, Gewindeabstand $50 \pm 0,02$

2650

- Material : Casting
- Workpiece can be applied on four faces.
- It is in compliance with Standard Coupling Equipment.
- M12 - M16 thread gap on it's surface is 50 ± 0.02 .

