


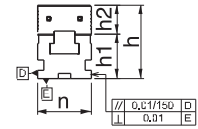
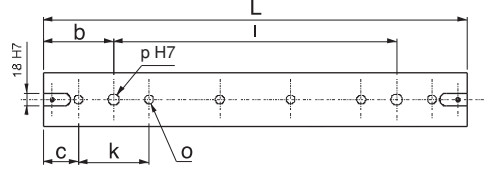
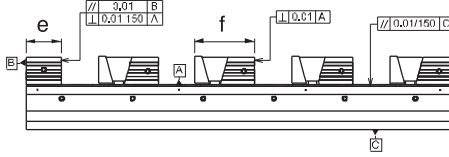
Referans Nr.	L	n	h1	h2	h	o	e	f	b	c	k	ı	p H7	Standart bağlama adedi Coupling Piece	sıkma kuvveti clamping force kgf	 (kg)
2430-055300	300	55	50	32	72	12.5	36	65	100	50	100	100	18	2	1750	9
2430-055500	500	55	50	32	72	12.5	36	65	100	50	100	300	18	4		15
2430-075400	400	75	65	37	102	12.5	48	77	100	50	100	200	18	2	2000	20
2430-075600	600	75	65	37	102	12.5	48	77	100	50	100	400	18	4		33
2430-100400	400	100	65	37	102	12.5	48	80	100	50	100	200	18	2	2500	27
2430-100600	600	100	65	37	102	12.5	48	80	100	50	100	400	18	3		41

Ürün Nr. 2430 Çok Çeneli Seri Mengene

- Ürüne birden fazla iş bağlama imkanı sağlar. Çeneler modülerdir, istenen ölçüye ayarlanır.
- Gruplara bağlanan yumuşak ayaklara iş parçası formu uygulanabilir.
- Hassas taşlama
- Çeneleri ayrı olarak satın almanız gerekir.

Product Nr. 2430 Multi Jawed Wrench Tooling

- It provides the attachments of more than one workpieces to the product. Jaws are modular and can be adjusted to the desired measurement.
- Form of the workpiece can be applied on the soft legs connected to the groups.
- Sensitive Grinding
- You need to purchase jaws separate.



Referans Nr.	GEZER ÇENE İLE İŞ PARÇASI BAĞLAMA ADETLERİ / Numbers of Portable Jaw with Workpiece Couplings				
	1 İş parçası 1 Workpiece	2 İş parçası 2 Workpiece	3 İş parçası 3 Workpiece	4 İş parçası 4 Workpiece	5 İş parçası 5 Workpiece
2430-055300	196mm	65mm	22mm	-	-
2430-055500	394mm	165mm	88mm	50mm	26mm
2430-075400	268mm	95mm	38mm	9mm	-
2430-075600	472mm	197mm	106mm	60mm	32mm
2430-100400	265mm	93mm	35mm	-	-
2430-100600	469mm	195mm	103mm	57mm	30mm

Not: İş bağlama adetleri ölçülerinde yumuşak ayak dahil değildir.

Note: It does not include binding units of measure soft feet in business.

