

Referenz-Nr. Order No.	S	W	W1	H1	L1	P	D (h7)	H2	M	L	H	T	Spannkraft Clamping Force Kgf	Drehmoment Allowable Screw Torque (N-m)	 (g)
2143-08015	3	25	10	25	21.5	10	6	7	M8	32	15	1.6	700	25	115
2143-10019	4	30	11	32	26	12	6	7	M10	40	19	2	850	50	225
2143-12023	5	35	12	38	33	16	8	10	M12	50	23	2.3	2000	90	390
2143-16025	6	40	14	45	40	20	10	10	M16	60	25	3.2	3000	150	640

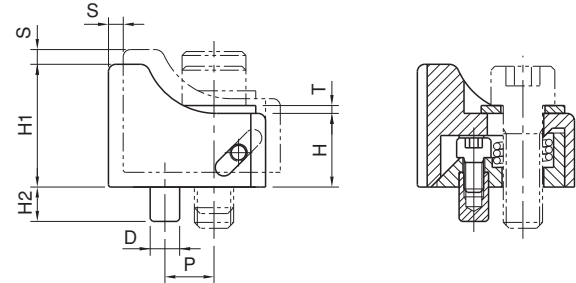


2143

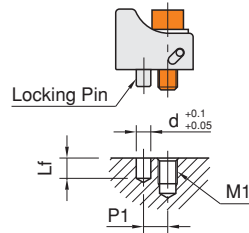
- Gehärtet
- Schwarz beschichtet

2143

- Hardened
- Black coating

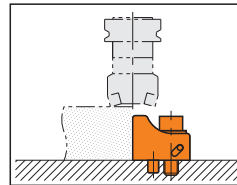


Montage und Verwendung / How To Use and Install



Nr.	M1	d	Lf	P1
CP107-08015	M 8	6	8	10
CP107-10019	M10	6	8	12
CP107-12023	M12	8	11	16
CP107-16025	M16	10	11	20

1 Stift und 1 Schraube erforderlich



Drill a cap-screw hole and a locking-pin hole as specified on the up.

