

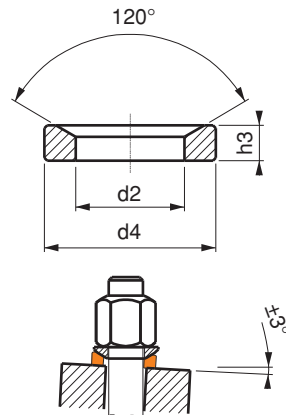


Referenz-Nr. Order No.		max. KN	d2	d4	h3	 (g)
1910-06	M6	9	7.1	12	2.8	2
1910-08	M8	17	9.6	17	3.5	4
1910-10	M10	26	12	21	4.2	6.5
1910-12	M12	38	14.2	24	5	10
1910-14	M14	53	16.5	28	5.6	10
1910-16	M16	73	19	30	6.2	15
1910-20	M20	117	23.2	36	7.5	25
1910-24	M24	168	28	44	9.5	55
1910-30	M30	269	35	56	12	120
1910-36	M36	394	42	68	15	220
1910-42	M42	542	49	78	18	365



DIN 6319D

1910

- verwendbar mit Kegelscheibe DIN6319C auf winkelförmigen Flächen
- Gehärtet
- Schwarz beschichtet

1910

- This washer is used with DIN 6319C rad-top washers on angled surfaces
- Hardened
- Black Coating