


Referenz-Nr. Order No.	D2 (f7)	D1 (f7)	L (By 0.1mm)	D	L2	L1	L3	D3	M	M1	
1475-00012	12	12	0<L<100	18	23	38	21.5	6.5	M8	M8	70 ~ 160
1475-00016	16	16	0<L<100	24	23	38	21.5	6.5	M8	M8	175 ~ 265

### 1475

#### Bolzen

- Harte: Induktion
- Geschliffen

#### Kopf

- Schwarz beschichtet

### 1475

#### Shank

- Hardness: Induction
- Precision ground

#### Head

- Black coated

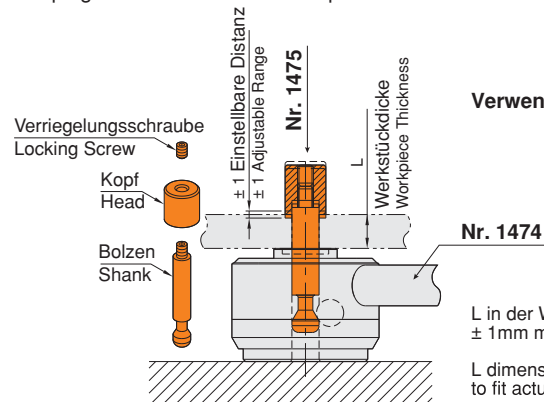
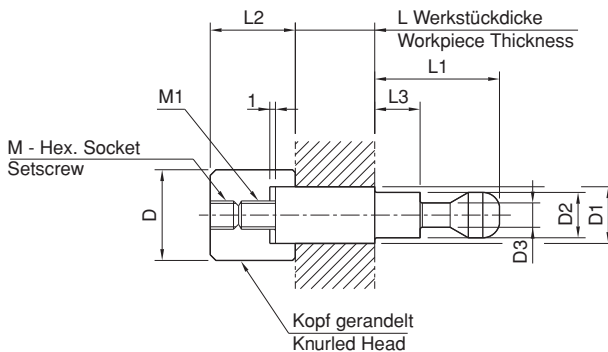


### Hinweis

- Fertigung gem. Anforderung

### Note

- Custom Clamping Pins are available on request.



### Verwendung / How To Use

L in der Werkstückdicke  
± 1mm mm einstellbar

L dimension is adjustable by ± 1mm  
to fit actual workpiece thickness.