



BAĞLAMA PABUÇLARI

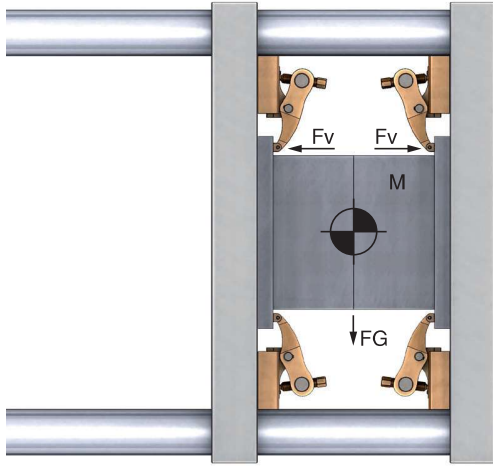
CLAMPING COMPONENTS



KIZAKLI KOMBİNE BAĞLAMA PABUCU UYGULAMALARI

COMBINED SLIDING CLAMP APPLICATION



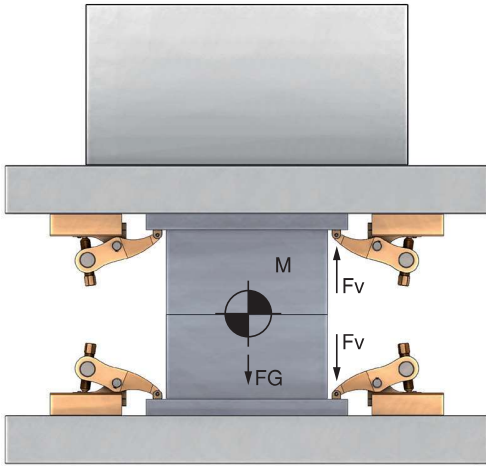


Enjeksiyon Kalıpları İçin Uygulama Örneği

Power Clamp For Injection Moulding

Hesaplama Formülü / Formula Calculator

$\frac{M \times FG}{1000} = \text{kN}$	$\frac{2500 \times 9.81}{1000} = 24.52 \text{ kN}$
$\frac{\text{kN}}{\mu} = \text{Sonuç / Result}$	$\frac{24.52}{0.14} = 175.14 \text{ kN}$
$\frac{\text{Sonuç}}{Fv} = \text{Bağlama Sayısı / Number of Clamp}$	$\frac{175.14 \text{ kN}}{25 \text{ kN}} = 7 \text{ Bağlama / Clamp}$ 8 adet kullanın 8 pcs Use



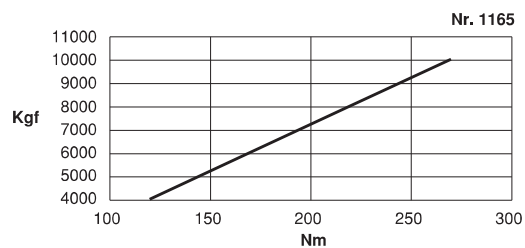
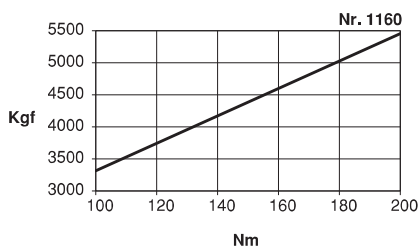
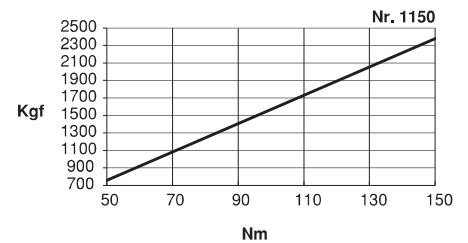
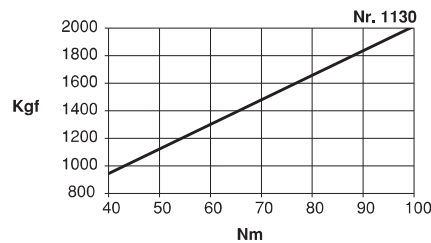
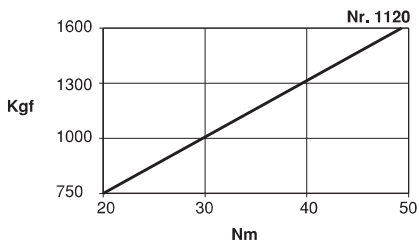
Pres Kalıpları İçin Uygulama Örneği


Power Clamp For Press Moulding

Hesaplama Formülü / Formula Calculator

$\frac{M \times FG}{1000} = \text{kN}$	$\frac{5000 \times 9.81}{1000} = 49.050 \text{ kN}$
$\frac{\text{kN}}{\mu} = \text{Sonuç / Result}$ (Üst Kalıp %60) (Alt Kalıp %40)	$\frac{49.05}{0.14} = 350.35 \text{ kN}$ (%60 Üst Kalıp= 210.21) (%40 Alt Kalıp= 140.14)
$\frac{\text{Sonuç}}{Fv} = \text{Bağlama Sayısı / Number of Clamp}$ (Üst Kalıp)	$\frac{210.21 \text{ kN}}{25 \text{ kN}} = 8 \text{ Bağlama Sayısı / 8 Number of Clamp}$
$\frac{\text{Sonuç}}{Fv} = \text{Bağlama Sayısı / Number of Clamp}$ (Alt Kalıp)	$\frac{140.14 \text{ kN}}{25 \text{ kN}} = 5.6 \text{ Bağlama / Clamp}$ 6 adet kullanın 6 pcs Use

K.K.S.P Kuvvet Diyagramı / Force Diagram



Referans Nr.	a	m	h		s	s1	e1	d	SW	L	e	b	c	Sıkma Kuvveti Clamping Force Kgf	Nm	
			min	max												
1120-014 T	14	M12	0	50	12-66	25	100	M14	8	104	35.5	38	13	1600	50	1740
1120-016 T	16	M12	0	50	12-66	25	100	M14	8	104	35.5	38	13	1600	50	1755
1120-018 T	18	M12	0	50	12-66	25	100	M14	8	104	35.5	38	13	1600	50	1785
1120-014 LT	14	M12	0	50	12-81	25	100	M14	8	130	35.5	38	13	1600	50	1980
1120-016 LT	16	M12	0	50	12-81	25	100	M14	8	130	35.5	38	13	1600	50	1995
1120-018 LT	18	M12	0	50	12-81	25	100	M14	8	130	35.5	38	13	1600	50	2000

Ürün Nr. 1120-(T) Kızaklı Kombine Bağlama Pabucu

- (a) 14-18 T-Kanalda M12 imbus civata DIN 508 T-Pabuçla kullanılır.
- Parça yükseklik sıkma aralığı 0-50 mm.
- İleri-geri hareket mesafesi 54mm'dir. Sıkma Kuvveti 1600 kgf.

Ürün Nr. 1120-(LT) Kızaklı Kombine Bağlama Pabucu

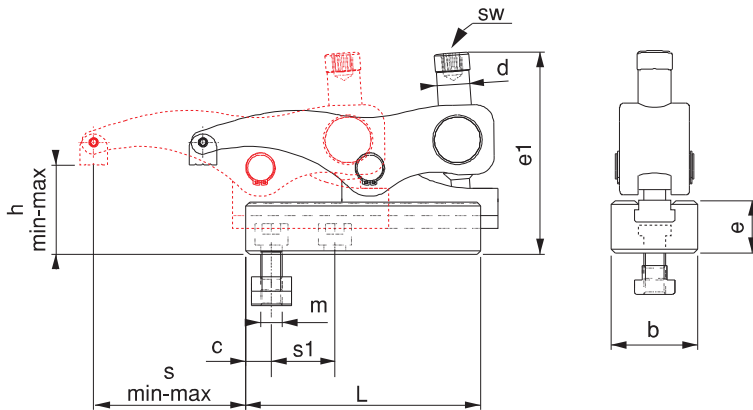
- (a) 14-18 T-Kanalda M12 imbus civata DIN 508 T-Pabuçla kullanılır.
- Parça yükseklik sıkma aralığı 0-50 mm.
- İleri-geri hareket mesafesi 69mm'dir. Sıkma Kuvveti 1600 kgf.

Product Nr. 1120-(T) Combined Sliding Clamp

- (a) 14-18 is used in T-Slot and M12 imbus bolt is used with DIN 508 T-Nut.
- Height clamping gap of the piece is 0-50mm
- Back and forth movement distance is 54mm. Clamping force is 1600 kgf.

Product Nr. 1120-(LT) Combined Sliding Clamp

- (a) 14-18 is used in T-Slot and M12 imbus bolt is used with DIN 508 T-Nut.
- Height clamping gap of the piece is 0-50mm
- Back and forth movement distance is 69mm. Clamping force is 1600 kgf.



UYGULAMA;

- 1- Alt kızıağı iş parçasına uygun şekle getir sabitle
- 2- Üst gövdeyi kızıağa sür, istenilen pozisyona getir
- 3- Pabuç imbus civatasıyla iş parçasını sabitle
- 4- Parça işlenmek için hazır

APPLICATION;


- 1- Slide cradle is brought to suitable form with the work piece and then it is fixed
- 2- Upper body is driven to the slide and it is brought to desired position
- 3- Work piece is fixed with the imbus bolt of the clamp
- 4- Then the work piece becomes ready to be machined.


Kullanım Alanı

Enjeksiyon makinaları presler, freze tezgahları, matkap tezgahları ve çeşitli sanayi makinaları

Area of Use

Injection Machines, Presses, Milling Machines, Drilling Machines and various Industrial Machines



Referans Nr.	a	m	h		s	s1	e1	d	sw	L	e	b	c	Sıkma Kuvveti Clamping Force Kgf	Nm	 (g)
			min	max												
1130-014 T	14	M12	0	60	15-83	30	113	M18	10	130	39	48	17,5	2000	100	3040
1130-016 T	16	M12	0	60	15-83	30	113	M18	10	130	39	48	17,5	2000	100	3055
1130-018 T	18	M12	0	60	15-83	30	113	M18	10	130	39	48	17,5	2000	100	3085
1130-020 T	20	M12	0	60	15-83	30	113	M18	10	130	39	48	17,5	2000	100	3135
1130-022 T	22	M12	0	60	15-83	30	113	M18	10	130	39	48	17,5	2000	100	3150
1130-014 LT	14	M12	0	60	15-107	30	113	M18	10	170	39	48	17,5	2000	100	3820
1130-016 LT	16	M12	0	60	15-107	30	113	M18	10	170	39	48	17,5	2000	100	3835
1130-018 LT	18	M12	0	60	15-107	30	113	M18	10	170	39	48	17,5	2000	100	3865
1130-020 LT	20	M12	0	60	15-107	30	113	M18	10	170	39	48	17,5	2000	100	3915
1130-022 LT	22	M12	0	60	15-107	30	113	M18	10	170	39	48	17,5	2000	100	3930

Ürün Nr. 1130-(T) Kızaklı Kombine Bağlama Pabucu

- (a) 14-22 T-Kanalda M12 imbus civata DIN 508 T-Pabuçla kullanılır.
- Parça yükseklik sıkma aralığı 0-60 mm.
- İleri-geri hareket mesafesi 68mm'dir. Sıkma Kuvveti 2000 kgf.

Ürün Nr. 1130-(LT) Kızaklı Kombine Bağlama Pabucu

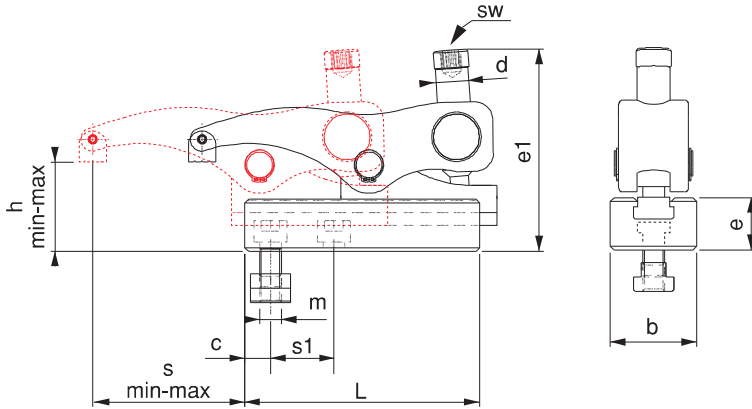
- (a) 14-22 T-Kanalda M12 imbus civata DIN 508 T-Pabuçla kullanılır.
- Parça yükseklik sıkma aralığı 0-60 mm.
- İleri-geri hareket mesafesi 92mm'dir. Sıkma Kuvveti 2000 kgf.

Product Nr. 1130-(T) Combined Sliding Clamp

- (a) 14-22 is used in T-Slot and M12 imbus bolt is used with DIN 508 T-Nut.
- Height clamping gap of the piece is 0-60mm.
- Back and forth movement distance is 68mm. Clamping force is 2000 kgf.

Product Nr. 1130-(LT) Combined Sliding Clamp

- (a) 14-22 is used in T-Slot and M12 imbus bolt is used with DIN 508 T-Nut.
- Height clamping gap of the piece is 0-60mm.
- Back and forth movement distance is 92mm. Clamping force is 2000 kgf.


UYGULAMA;

- 1- Alt kızıağı iş parçasına uygun şekle getir sabitle
- 2- Üst gövdeyi kızıağa sür, istenilen pozisyona getir
- 3- Pabuç imbus civatasıyla iş parçasını sabitle
- 4- Parça işlenmek için hazır

APPLICATION;


- 1- Slide cradle is brought to suitable form with the work piece and then it is fixed
- 2- Upper body is driven to the slide and it is brought to desired position
- 3- Work piece is fixed with the imbus bolt of the clamp
- 4- Then the work piece becomes ready to be machined.


Kullanım Alanı

Enjeksiyon makineleri presler, freze tezgahları, matkap tezgahları ve çeşitli sanayi makineleri

Area of Use

Injection Machines, Presses, Milling Machines, Drilling Machines and various Industrial Machines



Referans Nr.	a	m	h		s	s1	e1	d	sw	L	e	b	c	Sıkma Kuvveti Clamping Force Kgf	Nm	
			min	max												
1150-118 T	18	M16	0	65	18-96	35	125	M20	12	140	43	55	19,5	2500	150	4410
1150-120 T	20	M16	0	65	18-96	35	125	M20	12	140	43	55	19,5	2500	150	4460
1150-122 T	22	M16	0	65	18-96	35	125	M20	12	140	43	55	19,5	2500	150	4515
1150-124 T	24	M16	0	65	18-96	35	125	M20	12	140	43	55	19,5	2500	150	4615
1150-128 T	28	M16	0	65	18-96	35	125	M20	12	140	43	55	19,5	2500	150	4715
1150-118 LT	18	M16	0	65	18-128	35	125	M20	12	200	43	55	19,5	2500	150	5770
1150-120 LT	20	M16	0	65	18-128	35	125	M20	12	200	43	55	19,5	2500	150	5830
1150-122 LT	22	M16	0	65	18-128	35	125	M20	12	200	43	55	19,5	2500	150	5885
1150-124 LT	24	M16	0	65	18-128	35	125	M20	12	200	43	55	19,5	2500	150	5985
1150-128 LT	28	M16	0	65	18-128	35	125	M20	12	200	43	55	19,5	2500	150	6000

Ürün Nr. 1150-(T) Kızaklı Kombine Bağlama Pabucu

- (a) 18-28 T-Kanalda M16 imbus civata DIN 508 T-Pabuçla kullanılır.
- Parça yükseklik sıkma aralığı 0-65mm.
- İleri-geri hareket mesafesi 78mm'dir. Sıkma Kuvveti 2500 kgf.

Ürün Nr. 1150-(LT) Kızaklı Kombine Bağlama Pabucu

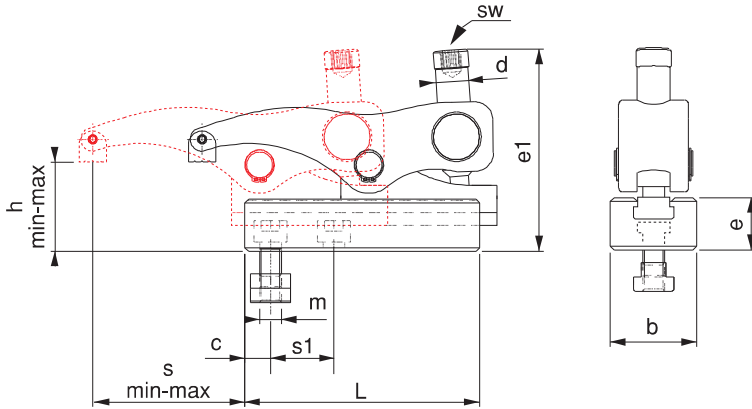
- (a) 18-28 T-Kanalda M16 imbus civata DIN 508 T-Pabuçla kullanılır.
- Parça yükseklik sıkma aralığı 0-65mm.
- İleri-geri hareket mesafesi 110mm'dir. Sıkma Kuvveti 2500 kgf.

Product Nr. 1150-(T) Combined Sliding Clamp

- (a) 18-28 is used in T-Slot and M16 imbus bolt is used with DIN 508 T-Nut.
- Height clamping gap of the piece is 0-65mm.
- Back and forth movement distance is 78mm. Clamping force is 2500 kgf.

Product Nr. 1150-(LT) Combined Sliding Clamp

- (a) 18-28 is used in T-Slot and M16 imbus bolt is used with DIN 508 T-Nut.
- Height clamping gap of the piece is 0-65mm
- Back and forth movement. distance is 110mm. Clamping force is 2500 kgf.


UYGULAMA;

- 1- Alt kızıağı iş parçasına uygun şekle getir sabitle
- 2- Üst gövdeyi kızıağa sür, istenilen pozisyona getir
- 3- Pabuç imbus civatasıyla iş parçasını sabitle
- 4- Parça işlenmek için hazır

APPLICATION;


- 1- Slide cradle is brought to suitable form with the work piece and then it is fixed
- 2- Upper body is driven to the slide and it is brought to desired position
- 3- Work piece is fixed with the imbus bolt of the clamp
- 4- Then the work piece becomes ready to be machined.

Kullanım Alanı

Enjeksiyon makineleri presler, freze tezgahları, matkap tezgahları ve çeşitli sanayi makineleri

Area of Use

Injection Machines, Presses, Milling Machines, Drilling Machines and various Industrial Machines



Referans Nr.	a	m	h		s	s1	e1	d	SW		L	e	b	c	Sıkma Kuvveti Clamping Force Kgf	Nm	g
			min	max													
1160-222 T	22	M20	20	80	17-92	41.5	175	M24	12	24	178	55	74	24	5500	200	9030
1160-224 T	24	M20	20	80	17-92	41.5	175	M24	12	24	178	55	74	24	5500	200	9120
1160-228 T	28	M24	20	80	17-92	41.5	175	M24	12	24	178	55	74	24	5500	200	9180
1160-236 T	36	M24	20	80	17-92	41.5	175	M24	12	24	178	55	74	24	5500	200	9600
1160-222 LT	22	M20	20	80	25-148	41.5	175	M24	12	24	256	55	74	24	5500	280	12110
1160-224 LT	24	M20	20	80	25-148	41.5	175	M24	12	24	256	55	74	24	5500	280	12210
1160-228 LT	28	M24	20	80	25-148	41.5	175	M24	12	24	256	55	74	24	5500	280	12270
1160-236 LT	36	M24	20	80	25-148	41.5	175	M24	12	24	256	55	74	24	5500	280	12310
1165-222 T	22	M20	30	80	34-92	41.5	194	M24	12	24	205	55	85	24	10000	270	11820
1165-224 T	24	M20	30	80	34-92	41.5	194	M24	12	24	205	55	85	24	10000	270	11900
1165-228 T	28	M24	30	80	34-92	41.5	194	M24	12	24	205	55	85	24	10000	270	11960
1165-236 T	36	M24	30	80	34-92	41.5	194	M24	12	24	205	55	85	24	10000	270	12000

Ürün Nr. 1160-(T) Kızaklı Kombine Bağlama Pabucu

- (a) 22-36 T-Kanalda M20-M24 imbus civata DIN 508 T-Pabuçla kullanılır.
- Parça yükseklik sıkma aralığı 20-80mm.
- İleri-geri hareket mesafesi 75mm'dir. Sıkma Kuvveti 5500 kgf.

Ürün Nr. 1160-(LT) Kızaklı Kombine Bağlama Pabucu

- (a) 22-36 T-Kanalda M20-M24 imbus civata DIN 508 T-Pabuçla kullanılır.
- Parça yükseklik sıkma aralığı 20-80mm.
- İleri-geri hareket mesafesi 123mm'dir. Sıkma Kuvveti 5500 kgf.

Ürün Nr. 1165-(T) Kızaklı Kombine Bağlama Pabucu

- (a) 22-36 T-Kanalda M20-M24 imbus civata DIN 508 T-Pabuçla kullanılır.
- Parça yükseklik sıkma aralığı 30-80mm.
- İleri-geri hareket mesafesi 58mm'dir. Sıkma Kuvveti 10000 kgf.

Product Nr. 1160-(T) Combined Sliding Clamp

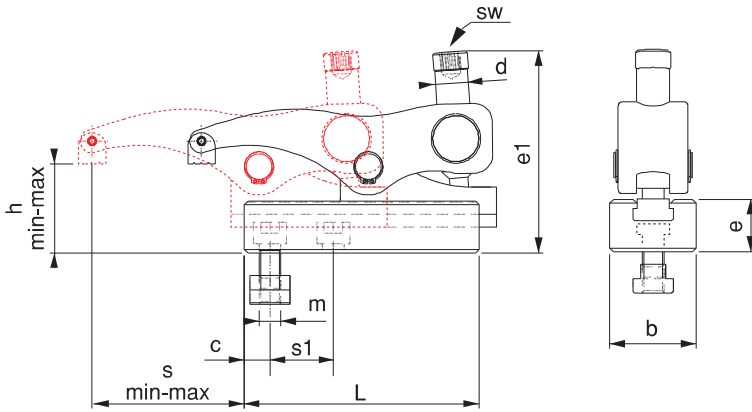
- (a) 22-36 is used in T-Slot and M20-M24 imbus bolt is used with DIN 508 T-Nut.
- Height clamping gap of the piece is 20-80mm.
- Back and forth movement distance is 75mm. Clamping force is 5500 kgf.

Product Nr. 1160-(LT) Combined Sliding Clamp

- (a) 22-36 is used in T-Slot and M20-M24 imbus bolt is used with DIN 508 T-Nut.
- Height clamping gap of the piece is 20-80mm.
- Back and forth movement distance is 123mm. Clamping force is 5500 kgf.

Product Nr. 1165-(T) Combined Sliding Clamp

- (a) 22-36 is used in T-Slot and M20-M24 imbus bolt is used with DIN 508 T-Nut.
- Height clamping gap of the piece is 30-80mm.
- Back and forth movement distance is 58mm. Clamping force is 10000 kgf.



UYGULAMA;

- 1- Alt kızıağı iş parçasına uygun şekle getir sabitle
- 2- Üst gövdeyi kızıağa sür, istenilen pozisyona getir
- 3- Pabuç imbus civatasıyla iş parçasını sabitle
- 4- Parça işlenmek için hazır


APPLICATION;



- 1- Slide cradle is brought to suitable form with the work piece and then it is fixed
- 2- Upper body is driven to the slide and it is brought to desired position
- 3- Work piece is fixed with the imbus bolt of the clamp
- 4- Then the work piece becomes ready to be machined.

Kullanım Alanı

Enjeksiyon makinaları presler, freze tezgahları, matkap tezgahları ve çeşitli sanayi makinaları

Area of Use
Injection Machines, Presses, Milling Machines, Drilling Machines and various Industrial Machines



Referans Nr.		h		s	s1	e1	d	sw	L	e	b	c	k	Sıkma Kuvveti Clamping Force Kgf	Nm	
		min	max													
1120-010 M	M10	0	50	12-66	25	100	M14	8	104	35,5	38	13	20	1600	50	1740
1120-012 M	M12	0	0	12-66	25	100	M14	8	104	35,5	38	13	20	1600	50	1755
1120-010 LM	M10	0	50	12-81	25	100	M14	8	130	35,5	38	13	20	1600	50	1980
1120-012 LM	M12	0	50	12-81	25	100	M14	8	130	35,5	38	13	20	1600	50	1995

Ürün Nr. 1120-(M) Kızaklı Kombine Bağlama Pabucu

- M10-M12 diş deliklerde (1120-310)-(1120-312) Referans Nr. imbus civatayla kullanılır.
- Parça yükseklik sıkma aralığı 0-50 mm.
- İleri-geri hareket mesafesi 54mm'dir. Sıkma Kuvveti 1600 kgf.

Ürün Nr.1120-(LM) Kızaklı Kombine Bağlama Pabucu

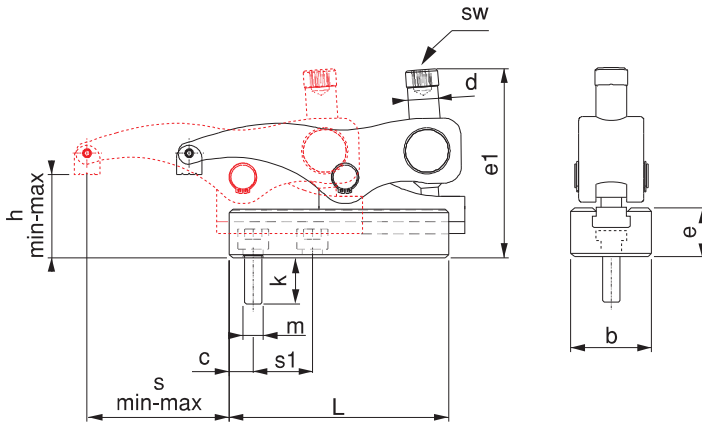
- M10-M12 diş deliklerde (1120-310)-(1120-312) Referans Nr. imbus civatayla kullanılır.
- Parça yükseklik sıkma aralığı 0-50 mm.
- İleri-geri hareket mesafesi 69mm'dir. Sıkma Kuvveti 1600 kgf.

Product Nr. 1120-(M) Combined Sliding Clamp

- In the outer holes M10-M12 are used with the Reference Nr. imbus bolt (1120-310)-(1120-312)
- Height clamping gap of the piece is 0-50mm.
- Back and forth movement distance is 54mm. Clamping force is 1600 kgf.

Product Nr.1120-(LM) Combined Sliding Clamp

- In the outer holes M10-M12 are used with the Reference Nr. imbus bolt (1120-310)-(1120-312)
- Height clamping gap of the piece is 0-50mm.
- Back and forth movement distance is 69mm. Clamping force is 1600 kgf.



1120-... M




1120-... LM



AVANTAJLARI;

- 1600 kgf - 2000 kgf sıkma kuvveti
- Delik ve T-Kanalda kullanım
- Kızak üzerinde kaydırarak değişik pozisyonlarda sabitleme
- imbus civatasıyla desteksiz yüksek ve düşük mesafeleri sıkır
- Pratik yapısından dolayı hızlı ve kolay şekilde bağlama sağlar

ADVANTAGES

- 1600 kgf - 2000 kgf Clamping Force.
- Usings in the hole and T-Slot.
- Ability to be fixed in various positions by sliding on the slide.
- It clamps high and low distances without support with the imbus bolt.
- It provides rapid and easy connection due to its practical structure.



Referans Nr.		h		s	s1	e1	d	sw	L	e	b	c	k	Sıkma Kuvveti Clamping Force Kgf	Nm	 (g)
		min	max													
1130-012 M	M12	0	60	15-83	30	113	M18	10	130	39	48	17,5	22	2000	100	3040
1130-016 M	M16	0	60	15-83	30	113	M18	10	130	39	48	17,5	26	2000	100	3055
1130-012 LM	M12	0	60	15-107	30	113	M18	10	170	39	48	17,5	22	2000	100	3820
1130-016 LM	M16	0	60	15-107	30	113	M18	10	170	39	48	17,5	26	2000	100	3835

Ürün Nr. 1130-(M) Kızaklı Kombine Bağlama Pabucu

- M12-M16 dış deliklerde (1130-412)-(1130-416) Referans Nr. imbus civatayla kullanılır.
- Parça yükseklik sıkma aralığı 0-60 mm.
- İleri-geri hareket mesafesi 68mm'dir. Sıkma Kuvveti 2000 kgf.

Ürün Nr. 1130-(LM) Kızaklı Kombine Bağlama Pabucu

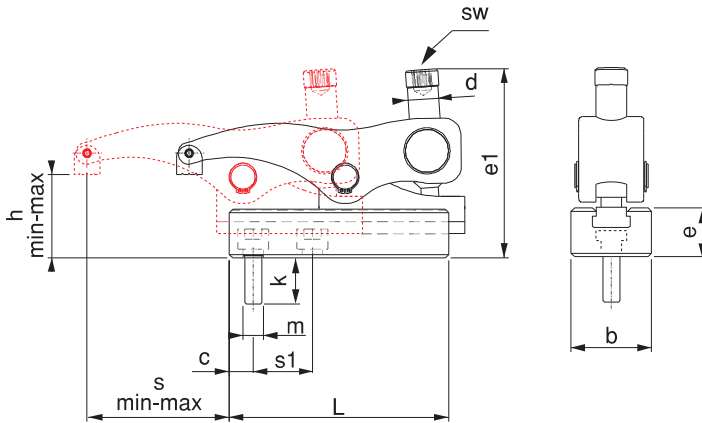
- M12-M16 dış deliklerde (1130-412)-(1130-416) Referans Nr. imbus civatayla kullanılır.
- Parça yükseklik sıkma aralığı 0-60 mm.
- İleri-geri hareket mesafesi 92mm'dir. Sıkma Kuvveti 2000 kgf.

Product Nr. 1130-(M) Combined Sliding Clamp

- In the outer holes M12-M16 are used with the Reference Nr. imbus bolt (1130-412)-(1130-416)
- Height clamping gap of the piece is 0-60mm.
- Back and forth movement distance is 68mm. Clamping force is 2000 kgf.

Product Nr. 1130-(LM) Combined Sliding Clamp

- In the outer holes M12-M16 are used with the Reference Nr. imbus bolt (1130-412)-(1130-416)
- Height clamping gap of the piece is 0-60mm.
- Back and forth movement distance is 92mm. Clamping force is 2000 kgf.





AVANTAJLARI;

- 1600 kgf - 2000 kgf sıkma kuvveti
- Delik ve T-Kanalda kullanım
- Kızak üzerinde kaydırarak değişik pozisyonlarda sabitleme
- imbus civatasıyla desteksiz yüksek ve düşük mesafeleri sıkır
- Pratik yapısından dolayı hızlı ve kolay şekilde bağlama sağlar

ADVANTAGES

- 1600 kgf - 2000 kgf Clamping Force.
- Usings in the hole and T-Slot.
- Ability to be fixed in various positions by sliding on the slide.
- It clamps high and low distances without support with the imbus bolt.
- It provides rapid and easy connection due to its practical structure.



Referans Nr.	m	h		s	s1	e1	d	SW	L	e	b	c	k	Sıkma Kuvveti Clamping Force Kgf	Nm	 (g)
		min	max													
1150-116 M	M16	0	65	18-96	35	125	M20	12	140	43	55	19.5	26	2500	150	4340
1150-118 M	M18	0	65	18-96	35	125	M20	12	140	43	55	19.5	30	2500	150	4360
1150-120 M	M20	0	65	18-96	35	125	M20	12	140	43	55	19.5	30	2500	150	4370
1150-116 LM	M16	0	65	18-128	35	125	M20	12	200	43	55	19.5	26	2500	150	5770
1150-118 LM	M18	0	65	18-128	35	125	M20	12	200	43	55	19.5	30	2500	150	5830
1150-120 LM	M20	0	65	18-128	35	125	M20	12	200	43	55	19.5	30	2500	150	5885

Ürün Nr. 1150-(M) Kızaklı Kombine Bağlama Pabucu

- M16-M18-M20 dış deliklerde (1150-516)-(1150-518)-(1160-520) Referans Nr. imbus civatayla kullanılır.
- Parça yükseklik sıkma aralığı 0-65mm.
- İleri-geri hareket mesafesi 78mm'dir. Sıkma Kuvveti 2500 kgf.

Ürün Nr. 1150-(LM) Kızaklı Kombine Bağlama Pabucu


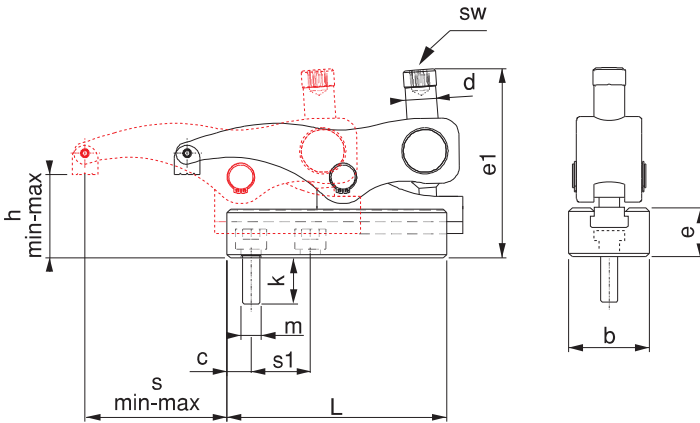
- M16-M18-M20 dış deliklerde (1150-516)-(1150-518)-(1160-520) Referans Nr. imbus civatayla kullanılır.
- Parça yükseklik sıkma aralığı 0-65mm.
- İleri-geri hareket mesafesi 110mm'dir. Sıkma Kuvveti 2500 kgf.

Product Nr. 1150-(M) Combined Sliding Clamp

- In the outer holes M16-M18-M20 are used with the Reference Nr. imbus bolt (1150-516)-(1150-518)-(1150-520).
- Height clamping gap of the piece is 0-65mm.
- Back and forth movement distance is 78mm. Clamping force is 2500 kgf.

Product Nr. 1150-(LM) Combined Sliding Clamp

- In the outer holes M16-M18-M20 are used with the Reference Nr. imbus bolt (1150-516)-(1150-518)-(1150-520).
- Height clamping gap of the piece is 0-65mm.
- Back and forth movement distance is 110mm. Clamping force is 2500 kgf.



1150... M




1150... LM



AVANTAJLARI;

- 1600 kgf - 2000 kgf sıkma kuvveti
- Delik ve T-Kanalda kullanım
- Kızak üzerinde kaydırarak değişik pozisyonlarda sabitleme
- imbus civatasıyla desteksiz yüksek ve düşük mesafeleri sıkır
- Pratik yapısından dolayı hızlı ve kolay şekilde bağlama sağlar

ADVANTAGES

- 1600 kgf - 2000 kgf Clamping Force.
- Usings in the hole and T-Slot.
- Ability to be fixed in various positions by sliding on the slide.
- It clamps high and low distances without support with the imbus bolt.
- It provides rapid and easy connection due to it's practical structure.



Referans Nr.		h		s	s1	e1	d	SW		L	e	b	c	k	Sıkma Kuvveti Clamping Force Kgf	Nm	
		min	max														
1160-220 M	M20	20	80	17-92	41,5	175	M24	12	24	178	55	74	24	34	5500	200	8880
1160-222 M	M22	20	80	17-92	41,5	175	M24	12	24	178	55	74	24	38	5500	200	8900
1160-224 M	M24	20	80	17-92	41,5	175	M24	12	24	178	55	74	24	44	5500	200	8920
1160-230 M	M30*	20	80	17-92	41,5	175	M24	12	24	178	55	74	24	51	5500	200	9110
1160-220 LM	M20	20	80	25-148	41,5	175	M24	12	24	256	55	74	24	34	5500	280	12110
1160-222 LM	M22	20	80	25-148	41,5	175	M24	12	24	256	55	74	24	38	5500	280	12210
1160-224 LM	M24	20	80	25-148	41,5	175	M24	12	24	256	55	74	24	44	5500	280	12270
1160-230 LM	M30*	20	80	25-148	41,5	175	M24	12	24	256	55	74	24	51	5500	280	12310
1165-220 M	M20	30	80	34-92	41,5	215	M24	12	24	205	55	85	24	34	10000	270	11820
1165-222 M	M22	30	80	34-92	41,5	215	M24	12	24	205	55	85	24	38	10000	270	11900
1165-224 M	M24	30	80	34-92	41,5	215	M24	12	24	205	55	85	24	44	10000	270	11960
1165-230 M	M30*	30	80	34-92	41,5	215	M24	12	24	205	55	85	24	51	10000	270	12000

Ürün Nr. 1160-(M) Kızaklı Kombine Bağlama Pabucu

- M20-M22-M24-M30 diş deliklerde(1160-620)-(1160-622) (1160-624)-(1160-724)-(1160-730) Referans Nr. imbus civatayla kullanılır.
- Parça yükseklik sıkma aralığı 20-80mm.
- İleri-geri hareket mesafesi 75mm'dir. Sıkma Kuvveti 5500 kgf.

Ürün Nr. 1160-(LM) Kızaklı Kombine Bağlama Pabucu

- M20-M22-M24-M30 diş deliklerde(1160-620)-(1160-622) (1160-624)-(1160-724)-(1160-730) Referans Nr. imbus civatayla kullanılır.
- Parça yükseklik sıkma aralığı 20-80mm.
- İleri-geri hareket mesafesi 123mm'dir. Sıkma Kuvveti 5500 kgf.

Ürün Nr. 1165-(M) Kızaklı Kombine Bağlama Pabucu

- M20-M22-M24-M30 diş deliklerde(1160-620)-(1160-622) (1160-624)-(1160-724)-(1160-730) Referans Nr. imbus civatayla kullanılır.
- Parça yükseklik sıkma aralığı 30-80mm.
- İleri-geri hareket mesafesi 58mm'dir. Sıkma Kuvveti 10000 kgf.

Not: Nr.1160-230M - Nr.1165-230M kodlu ürünün alt T-Kızaklı gövdesindeki civata yeri standart değildir. Civata yeri bu ürüne özel işlenmektedir.

Product Nr. 1160-(M) Combined Sliding Clamp

- In the outer holes M20-M22-M24-M30 are used with the Reference Nr. imbus bolt (1160-620)-(1160-622)-(1160-624)-(1160-724)-(1160-730)
- Height clamping gap of the piece is 20-80mm.
- Back and forth movement distance is 75mm. Clamping force is 5500 kgf.

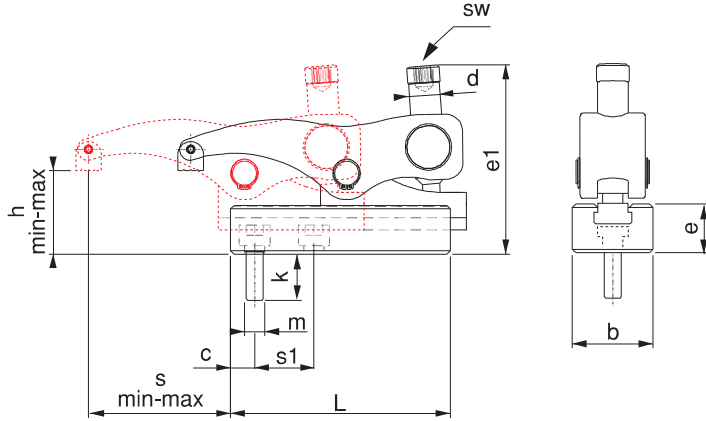
Product Nr. 1160-(LM) Combined Sliding Clamp

- In the outer holes M20-M22-M24-M30 are used with the Reference Nr. imbus bolt (1160-620)-(1160-622)-(1160-624)-(1160-724)-(1160-730)
- Height clamping gap of the piece is 20-80mm.
- Back and forth movement distance is 123mm. Clamping force is 5500 kgf.

Product Nr. 1165-(M) Combined Sliding Clamp

- In the outer holes M20-M22-M24-M30 are used with the Reference Nr. imbus bolt (1160-620)-(1160-622)-(1160-624)-(1160-724)-(1160-730)
- Height clamping gap of the piece is 30-80mm.
- Back and forth movement distance is 58mm. Clamping force is 10000 kgf.


Note: The drilling for cylinder head screw of the support element for 1160-230M - Nr.1165-230M is not standard. It is specially manufactured for this product.


AVANTAJLARI;

- 1600 kgf - 2000 kgf sıkma kuvveti
- Delik ve T-Kanalda kullanım
- Kızak üzerinde kaydırarak değişik pozisyonlarda sabitleme
- imbus civatasıyla desteksiz yüksek ve düşük mesafeleri sıkır
- Pratik yapısından dolayı hızlı ve kolay şekilde bağlama sağlar

ADVANTAGES

- 1600 kgf - 2000 kgf Clamping Force.
- Usings in the hole and T-Slot.
- Ability to be fixed in various positions by sliding on the slide.
- It clamps high and low distances without support with the imbus bolt.
- It provides rapid and easy connection due to it's practical structure.



Referans Nr.	a	m	h		s	e1	e2	d	sw	L	b	e3	c	(g)
			min	max										
1120-014 DT	14	M12	36	86	12-66	136	71.5	M14	8	104	38	38	13	2540
1120-016 DT	16	M12	36	86	12-66	136	71.5	M14	8	104	38	38	13	2540
1120-018 DT	18	M12	36	86	12-66	136	71.5	M14	8	104	38	38	13	2540
1120-014 LDT	14	M12	36	86	12-81	136	71.5	M14	8	130	38	38	13	2980
1120-016 LDT	16	M12	36	86	12-81	136	71.5	M14	8	130	38	38	13	2995
1120-018 LDT	18	M12	36	86	12-81	136	71.5	M14	8	130	38	38	13	3000

Ürün Nr. 1120-(DT) Alt Destekli

- M12 İmbus civata DIN 508 T-Pabuçla kullanılır.
- Parça yükseklik sıkma aralığı 36-86mm.
- İleri-geri hareket mesafesi 54mm'dir. Sıkma Kuvveti 1600 kgf.

Ürün Nr. 1120-(LDT) Alt Destekli

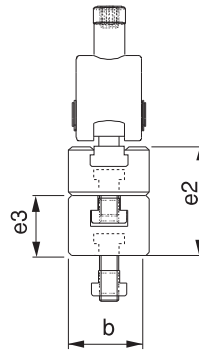
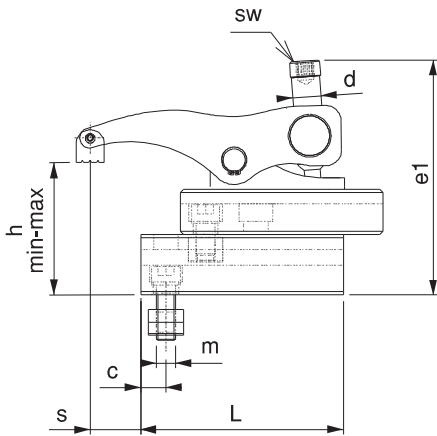
- M12 İmbus civata DIN 508 T-Pabuçla kullanılır.
- Parça yükseklik sıkma aralığı 36-86mm.
- İleri-geri hareket mesafesi 69mm'dir. Sıkma Kuvveti 1600 kgf.

Product Nr. 1120-(DT) Bottom Supported

- M12 imbus bolt is used with DIN 508 T-Nut.
- Height clamping gap of the piece is 36-86mm
- Back and forth movement distance is 54mm. Clamping force is 1600 kgf.

Product Nr. 1120-(LDT) Bottom Supported


- M12 imbus bolt is used with DIN 508 T-Nut.
- Height clamping gap of the piece is 36-86mm.
- Back and forth movement distance is 69mm. Clamping force is 1600 kgf.





UYGULAMA;

- 1- Alt desteği iş parçasına uygun şekle getir sabitle
- 2- K.K.S.P destekler artırılarak istenilen mesafeye ulaşılır
- 3- K.K.S.P imbus civata ile T-Pabuca karşılık T-Kanala tak istenilen pozisyona getir.
- 4- Pabuç imbus civatasıyla iş parçasını sabitle

APPLICATION

- 1- Bottom support is brought to suitable form with the work piece and then it is fixed.
- 2- Desired distance is reached by increasing K.K.S.P supports
- 3- K.K.S.P is applied in T-Slot with imbus bolt against T-Nut
- 4- Work piece is fixed with the imbus bolt of the clamp



Referans Nr.		m	h		s	e1	e2	d		L	b	e3	c	
			min	max										
1130-014 DT	14	M12	45	105	15-83	158	83	M18	10	130	48	45	17.5	4750
1130-016 DT	16	M12	45	105	15-83	158	83	M18	10	130	48	45	17.5	4775
1130-018 DT	18	M12	45	105	15-83	158	83	M18	10	130	48	45	17.5	4805
1130-020 DT	20	M12	45	105	15-83	158	83	M18	10	130	48	45	17.5	4885
1130-022 DT	22	M12	45	105	15-83	158	83	M18	10	130	48	45	17.5	4905
1130-014 LDT	14	M12	45	105	15-107	158	83	M18	10	170	48	45	17.5	5970
1130-016 LDT	16	M12	45	105	15-107	158	83	M18	10	170	48	45	17.5	5985
1130-018 LDT	18	M12	45	105	15-107	158	83	M18	10	170	48	45	17.5	6015
1130-020 LDT	20	M12	45	105	15-107	158	83	M18	10	170	48	45	17.5	6045
1130-022 LDT	22	M12	45	105	15-107	158	83	M18	10	170	48	45	17.5	6080

Ürün Nr. 1130-(DT) Alt Destek

- M12 İmbus civata DIN 508 T-Pabuçla kullanılır.
- Parça yükseklik sıkma aralığı 45-105mm
- İleri-geri hareket mesafesi 68mm'dir. Sıkma Kuvveti 2000 kgf.

Ürün Nr. 1130-(LDT) Alt Destek

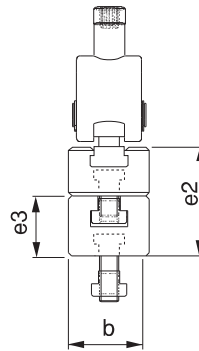
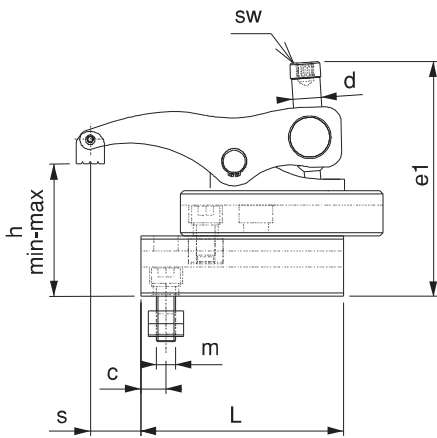
- M12 İmbus civata DIN 508 T-Pabuçla kullanılır.
- Parça yükseklik sıkma aralığı 45-105mm
- İleri-geri hareket mesafesi 92mm'dir. Sıkma Kuvveti 2000 kgf.

Product Nr. 1130-(DT) Bottom Supported

- M12 imbus bolt is used with DIN 508 T-Nut.
- Height clamping gap of the piece is 45-105mm
- Back and forth movement distance is 68mm. Clamping force is 2000 kgf.

Product Nr. 1130-(LDT) Bottom Supported

- M12 imbus bolt is used with DIN 508 T-Nut.
- Height clamping gap of the piece is 45-105mm
- Back and forth movement distance is 92mm. Clamping force is 2000 kgf.




UYGULAMA;

- 1- Alt desteği iş parçasına uygun şekle getirip sabitle
- 2- K.K.S.P destekler artırılarak istenilen mesafeye ulaşılır
- 3- K.K.S.P imbus civata ile T-Pabuca karşılık T-Kanala tak istenilen pozisyona getir.
- 4- Pabuç imbus civatasıyla iş parçasını sabitle

APPLICATION

- 1- Bottom support is brought to suitable form with the work piece and then it is fixed.
- 2- Desired distance is reached by increasing K.K.S.P supports
- 3- K.K.S.P is applied in T-Slot with imbus bolt against T-Nut
- 4- Work piece is fixed with the imbus bolt of the clamp



Referans Nr.	a	m	h		s	e1	e2	d	sw	L	b	e3	c	(g)
			min	max										
1150-118 DT	18	M16	48	113	18-96	173	90	M20	12	140	55	48	19.5	6625
1150-120 DT	20	M16	48	113	18-96	173	90	M20	12	140	55	48	19.5	6690
1150-122 DT	22	M16	48	113	18-96	173	90	M20	12	140	55	48	19.5	6750
1150-124 DT	24	M16	48	113	18-96	173	90	M20	12	140	55	48	19.5	6840
1150-128 DT	28	M16	48	113	18-96	173	90	M20	12	140	55	48	19.5	6960
1150-118 LDT	18	M16	48	113	18-128	173	90	M20	12	200	55	48	19.5	8770
1150-120 LDT	20	M16	48	113	18-128	173	90	M20	12	200	55	48	19.5	8830
1150-122 LDT	22	M16	48	113	18-128	173	90	M20	12	200	55	48	19.5	8885
1150-124 LDT	24	M16	48	113	18-128	173	90	M20	12	200	55	48	19.5	8985
1150-128 LDT	28	M16	48	113	18-128	173	90	M20	12	200	55	48	19.5	9000

Ürün Nr. 1150-(DT) Alt Destekli

- M16 İmbus civata DIN 508 T-Pabuçla kullanılır.
- Parça yükseklik sıkma aralığı 48-113mm
- İleri-geri hareket mesafesi 78mm'dir. Sıkma Kuvveti 2500 kgf.

Ürün Nr. 1150-(LDT) Alt Destekli


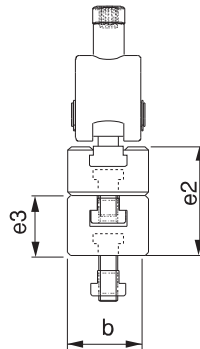
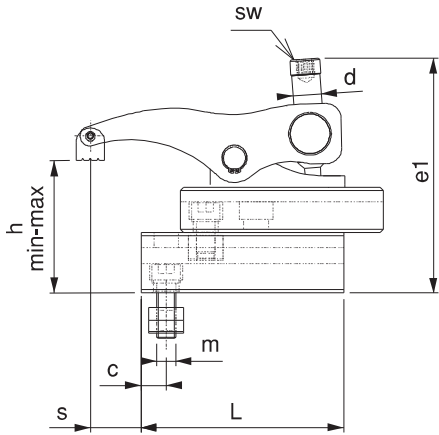
- M16 İmbus civata DIN 508 T-Pabuçla kullanılır.
- Parça yükseklik sıkma aralığı 48-113mm
- İleri-geri hareket mesafesi 110mm'dir. Sıkma Kuvveti 2500 kgf.

Product Nr. 1150-(DT) Bottom Supported

- M16 imbus bolt is used with DIN 508 T-Nut.
- Height clamping gap of the piece is 48-113mm
- back-and- forth movement distance is 78mm. Clamping force is 2500 kgf.

Product Nr. 1150-(LDT) Bottom Supported

- M16 imbus bolt is used with DIN 508 T-Nut.
- Height clamping gap of the piece is 48-113mm
- back-and- forth movement distance is 110mm. Clamping force is 2500 kgf.




UYGULAMA;

- 1- Alt desteği iş parçasına uygun şekle getir sabitle
- 2- K.K.S.P destekler artırılarak istenilen mesafeye ulaşılır
- 3- K.K.S.P imbus civata ile T-Pabuca karşılık T-Kanala tak istenilen pozisyona getir.
- 4- Pabuç imbus civatasıyla iş parçasını sabitle

APPLICATION

- 1- Bottom support is brought to suitable form with the work piece and then it is fixed.
- 2- Desired distance is reached by increasing K.K.S.P supports
- 3- K.K.S.P. is applied in T-Slot with imbus bolt against T-Nut
- 4- Work piece is fixed with the imbus bolt of the clamp



Referans Nr.	a	m	h		s	e1	e2	d	sw		L	b	e3	c	(g)
			min	max											
1160-222 DT	22	M20	79	139	17-92	235	114	M24	12	24	178	74	59	24	13330
1160-224 DT	24	M20	79	139	17-92	235	114	M24	12	24	178	74	59	24	13465
1160-228 DT	28	M24	79	139	17-92	235	114	M24	12	24	178	74	59	24	13580
1160-236 DT	36	M24	79	139	17-92	235	114	M24	12	24	178	74	59	24	13890
1160-222 LDT	22	M20	79	139	25-148	235	114	M24	12	24	256	74	59	24	17910
1160-224 LDT	24	M20	79	139	25-148	235	114	M24	12	24	256	74	59	24	18210
1160-228 LDT	28	M24	79	139	25-148	235	114	M24	12	24	256	74	59	24	18270
1160-236 LDT	36	M24	79	139	25-148	235	114	M24	12	24	256	74	59	24	18310

Ürün Nr. 1160-(DT) Alt Destekli

- M20-M24 İmbus civata DIN 508 T-Pabuçla kullanılır.
- Parça yükseklik sıkma aralığı 79-139mm
- İleri-geri hareket mesafesi 75mm'dir. Sıkma Kuvveti 5500 kgf.

Ürün Nr. 1160-(LDT) Alt Destekli


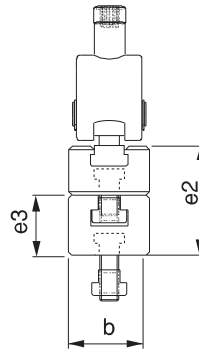
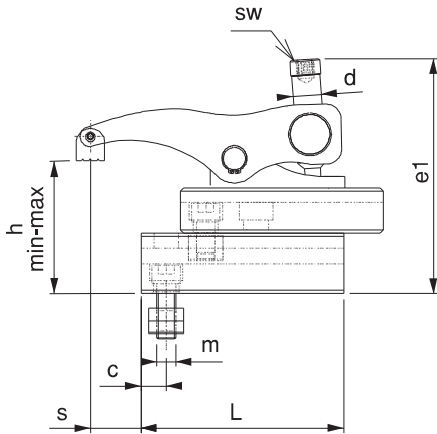
- M20-M24 İmbus civata DIN 508 T-Pabuçla kullanılır.
- Parça yükseklik sıkma aralığı 79-139mm
- İleri-geri hareket mesafesi 123mm'dir. Sıkma Kuvveti 5500 kgf.

Product Nr. 1160-(DT) Bottom Supported

- M20-M24 imbus bolt is used with DIN 508 T-Nut.
- Height clamping gap of the piece is 79-139mm
- Back and forth movement distance is 75mm. Clamping force is 5500 kgf.

Product Nr. 1160-(LDT) Bottom Supported

- M20-M24 imbus bolt is used with DIN 508 T-Nut.
- Height clamping gap of the piece is 79-139mm
- Back and forth movement distance is 123mm. Clamping force is 5500 kgf.








UYGULAMA;

- 1- Alt desteği iş parçasına uygun şekle getir sabitle
- 2- K.K.S.P destekler artırılarak istenilen mesafeye ulaşılır
- 3- K.K.S.P imbus civata ile T-Pabuca karşılık T-Kanala tak istenilen pozisyona getir.
- 4- Pabuç imbus civatasıyla iş parçasını sabitle

APPLICATION

- 1- Bottom support is brought to suitable form with the work piece and then it is fixed.
- 2- Desired distance is reached by increasing K.K.S.P supports
- 3- K.K.S.P. is applied in T-Slot with imbus bolt against T-Nut
- 4- Work piece is fixed with the imbus bolt of the clamp



Referans Nr.		h		sw		
		min	max			
1120-0050	14-18	0	50	8	-	860
1120-0051	14-18	0	50	8	-	1050
1130-0060	14-22	0	60	10	-	1680
1130-0061	14-22	0	60	10	-	2150
1150-0062	18-28	0	65	12	-	2565
1150-0063	18-28	0	65	12	-	3360
1160-2080	22-36	20	80	12	24	5050
1160-2081	22-36	20	80	12	24	6900
1165-3080	22-36	20	80	-	24	6850

Üst Kızak Grubu

Upper Slide Group



Ürün Nr. 1120-1130-1150-1160-1165

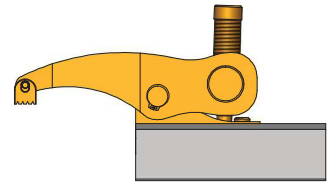
Üst Kızak Grubu

- Üst Kızak Grubu: Dövme Çelik
- Sertleştirilmiş

Product Nr. 1120-1130-1150-1160-1165



Upper Slide Group

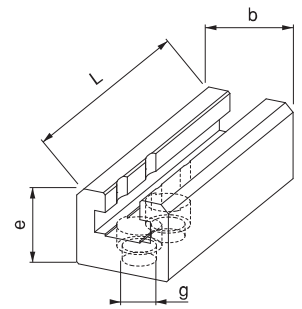
- Upper Slide Group: Forged Steel
- Hardened



T-Kızaklı Gövde

Body with Bottom T-Slide

Referans Nr.	g		L	b	e	
1120-045	M10 M12	14-18	104	38	35.5	750
1120-145	M10 M12	14-18	130	38	39	950
1130-047	M12 M16	18-28	130	48	39	1275
1130-147	M12 M16	18-28	170	48	39	1700
1150-053	M16 M18 M20	18-28	140	55	42	1700
1150-153	M16 M18 M20	18-28	200	55	42	2500
1160-074	M20 M22 M24	22-28	178	74	55	3650
1160-075	M30*	36	178	74	55	3650
1160-174	M20 M22 M24	22-28	256	74	55	5400
1160-175	M30*	36	256	74	55	5400
1165-085	M20 M22 M24	36	205	85	55	5300
1165-086	M30*	36	205	85	55	5300



Ürün Nr. 1120-1130-1150-1160-1165

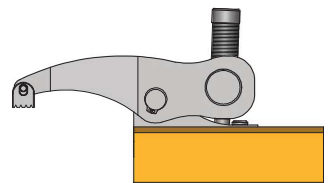
Alt T-Kızaklı Gövde

- Sertleştirilmiş

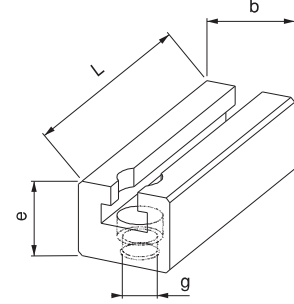
Product Nr. 1120-1130-1150-1160-1165

Body with Bottom T-Slide

- Hardened



Referans Nr.	g	a	L	b	e	(g)
1120-040	M10 M12	14	104	38	38	820
1120-140	M10 M12	14	130	38	38	1030
1130-045	M12 M16	14	130	48	45	1630
1130-145	M12 M16	14	170	48	45	2150
1150-048	M16 M18 M20	18	140	55	48	2070
1150-148	M16 M18 M20	18	200	55	48	3000
1160-059	M20 M22 M24	28	178	74	59	3980
1160-159	M20 M22 M24	28	256	74	59	5800



Ürün Nr. 1120-1130-1150-1160

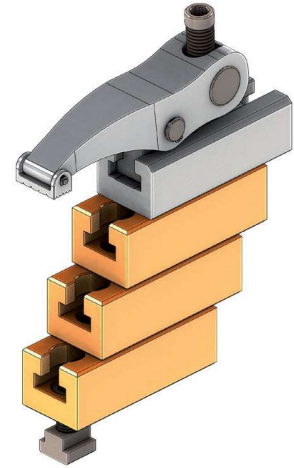
Alt Destek

- Sertleştirilmiş

Product Nr. 1120-1130-1150-1160

Bottom Support

- Hardened





UYGULAMA;

- 1- Alt desteği iş parçasına uygun şekle getir sabitle
- 2- K.K.S.P destekler artırılarak istenilen mesafeye ulaşılır
- 3- K.K.S.P imbus civata ile T-Pabuca karşılık T-Kanala tak istenilen pozisyona getir.
- 4- Pabuç imbus civatasıyla iş parçasını sabitle

APPLICATION

- 1- Bottom support is brought to suitable form with the work piece and then it is fixed.
- 2- Desired distance is reached by increasing K.K.S.P supports
- 3- K.K.S.P is applied in T-Slot with imbus bolt against T-Nut
- 4- Work piece is fixed with the imbus bolt of the clamp



Referans Nr.	m	L	SW		
1120-0714	M14	72	8	-	138
1130-0818	M18	83	10	-	235
1150-0920	M20	96	12	-	360
1160-1024	M24	134	12	24	795
1165-1124	M24	149	-	24	950

Ürün Nr. 1120-1130-1150-1160-1165 Pabuç Kaldırma Civata ve Somunu

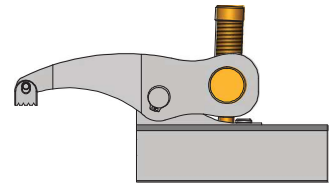
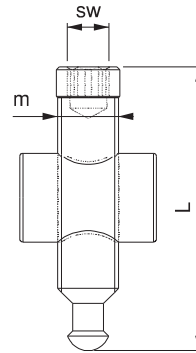
- Sertleştirilmiş
- Siyah Kaplama


Product Nr. 1120-1130-1150-1160-1165 Clamp Lifting Bolt and Nut

- Hardened
- Black Coating

Pabuç Kaldırma Civata ve Somunu

Clamp Lifting Bolt and Nut



Referans Nr.	m	L	d	sw	
1120-310	M10	29	16.5	8	28
1120-312	M12	29	16.5	8	34
1130-412	M12	30	20.5	10	45
1130-416	M16	34	20.5	10	75
1150-516	M16	34	24.5	12	75
1150-518	M18	38	24.5	12	90
1150-520	M20	38	24.5	12	105
1160-620	M20	45	34	12	170
1160-622	M22	49	34	12	217
1160-624	M24	45	34	12	390
1160-724	M24	55	34	12	405
1160-730	M30*	66	38.5	12	450
1165-820	M20	45	34	12	170
1165-822	M22	49	34	12	217
1165-824	M24	45	34	12	390
1165-924	M24	55	34	12	405
1165-930	M30*	66	38.5	12	400

Ürün Nr. 1120-1130-1150-1160-1165 Sabitleme İmbus Civatası

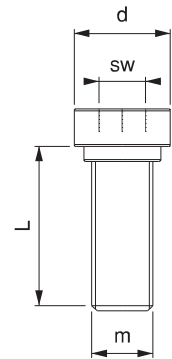
- M12-M16-M18-M20 dış delikler için
- Kalite 10.9
- Siyah kaplama



Product Nr. 1120-1130-1150-1160-1165 İmbus Bolt for Fixing

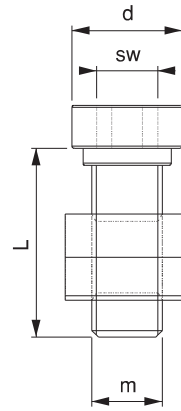
- For M12-M16-M18-M20 thread holes
- Quality 10.9
- Black Coating

Sabitleme İmbus Civatası

Imbus Bolt for Fixing



Referans Nr.		m	L	d	sw	
1120-512	12	M10	29	16.5	8	48
1120-514*	14	M12	29	16.5	8	54
1130-614*	14	M12	30	20.5	10	80
1130-616	16	M12	30	20.5	10	100
1130-618	18	M12	30	20.5	10	130
1130-620	20	M12	36	20.5	10	180
1130-622	22	M12	36	20.5	10	220
1150-718*	18	M16	34	24.5	12	145
1150-720	20	M16	34	24.5	12	190
1150-722	22	M16	42	24.5	12	260
1150-724	24	M16	42	24.5	12	350
1150-728	28	M16	42	24.5	12	470
1160-822	22	M20	45	34	12	320
1160-824	24	M20	45	34	12	410
1160-826*	28	M24	45	34	12	550
1160-828	28	M24	55	34	12	580
1160-832	32	M24	61	34	12	603
1160-836	36	M24	66	38.5	12	865
1165-922	22	M20	45	34	12	320
1165-924	24	M20	45	34	12	410
1165-926*	28	M24	45	34	12	550
1165-928	28	M24	55	34	12	580
1165-932	32	M24	61	34	12	603
1165-936	36	M24	66	38.5	12	865




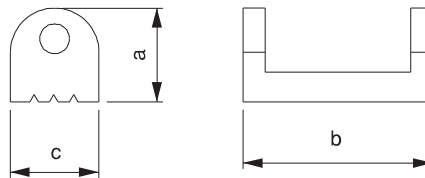
Ürün Nr. 1120-1130-1150-1160-1165 Sabitleme İmbus Civata ve T-Pabuç

- (a) 14-28 T-Kanal sabitleme imbus civata ve T-Pabuç DIN 508
- Kalite 10.9
- Siyah Kaplama
- Yıldızlı olan kodlar alt destek civatalarıdır.

Prod. Nr. 1120-1130-1150-1160-1165 Fixing Imbus Bolt and T-Nut

- (a) 14-28 T-Slot fixing imbus bolt and T-Nut DIN 508
- Quality 10.9
- Black Coating
- Star-marked codes are bottom support bolts.

Referans Nr.	a	b	c	
1120-DP	13.5	26.5	12	15
1120-BSP	15.5	26.5	12	18
1120-ESP	18	26.5	12	21
1130-DP	17	32	15	20
1130-BSP	19	32	15	30
1130-ESP	22	32	15	30
1150-DP	19	38	18	40
1150-BSP	21	38	18	40
1150-ESP	25	38	18	50
1160-DP	22	44	22	55
1160-BSP	25	44	22	70
1160-ESP	28	44	22	80
1165-DP	22	44	22	55
1165-BSP	25	44	22	70
1165-ESP	28	44	22	80



Ön Baskı Pabucu

Front Press Clamp





Ürün Nr. 1120-1130-1150-1160-1165 Ön Baskı Pabucu

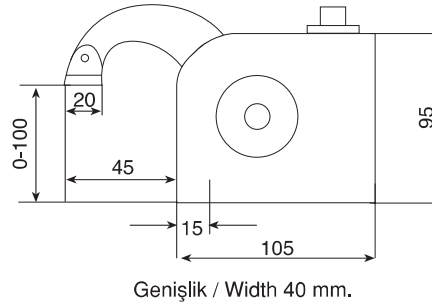
- Ürün DP : Düz parça sıkma
- Ürün BSP: Boyuna silindir sıkma
- Ürün ESP: Enine silindir sıkma
- Siyah Kaplama



Prod. Nr. 1120-1130-1150-1160-1165 Front Press Clamp

- Product DP : Straight piece clamping
- Product BSP: Longitudinal cylinder clamping
- Product ESP: Lateril cylinder clamping
- Black Coating

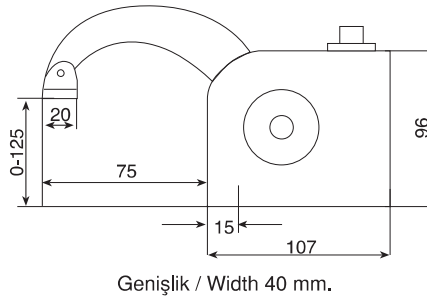
Referans Nr.		Sıkma Kuvveti Clamping Force	
1168-MB101112	12	1600	1.70
1168-MB101114	14	1600	1.70
1168-MB101116	16	1600	1.70
1168-MB101118	18	1600	1.70
1168-MB101120	20	1600	1.70



Ürün Nr. 1168 Kombine Bağlama Pabucu
Product Nr. 1168 Combined Clamp



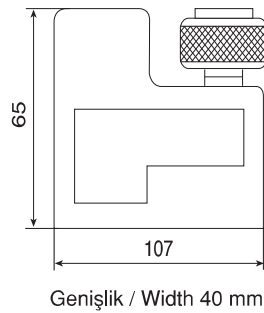
Referans Nr.		Sıkma Kuvveti Clamping Force	
1168-MBU103112	12	1600	1.80
1168-MBU103114	14	1600	1.80
1168-MBU103116	16	1600	1.80
1168-MBU103118	18	1600	1.80
1168-MBU103120	20	1600	1.80



Ürün Nr. 1168 Kombine Bağlama Pabucu
Product Nr. 1168 Combined Clamp



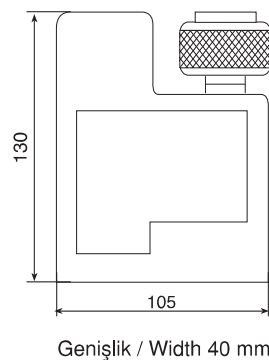
Referans Nr.		
1168-MK1021	16	1.80



Ürün Nr. 1168 Kombine Bağlama Pabucu Alt Destek
Product Nr. 1168 Combined Clamp Bottom Support



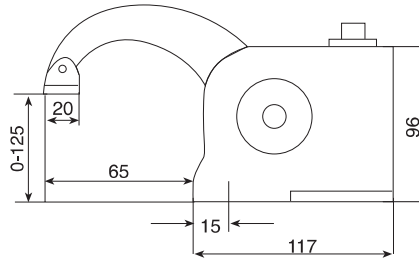
Referans Nr.		
1168-MK1022	16	1.10

Ürün Nr. 1168 Kombine Bağlama Pabucu Alt Destek
Product Nr. 1168 Combined Clamp Bottom Support





Referans Nr.		Sıkma Kuvveti Clamping Force	
1168-MFB204112	12	1600	1.70
1168-MFB204114	14	1600	1.70
1168-MFB204116	16	1600	1.70
1168-MFB204118	18	1600	1.70
1168-MFB204120	20	1600	1.70

Ürün Nr. 1168 Kombine Bağlama Pabucu
Product Nr. 1168 Combined Clamp



Genişlik / Width 40 mm.



Referans Nr.		Sıkma Kuvveti Clamping Force	
1168-MFK204212	12	1600	0.80
1168-MFK204214	14	1600	0.80
1168-MFK204216	16	1600	0.80
1168-MFK204218	18	1600	0.80
1168-MFK204220	20	1600	0.80

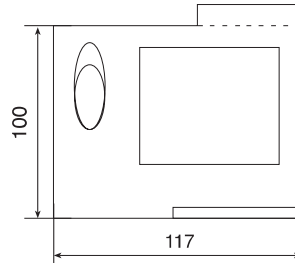
Ürün Nr. 1168 Kombine Bağlama Pabucu
Product Nr. 1168 Combined Clamp



Uygulama Örneği
Example Application



Kombine Bağlama Pabucu Alt Destek

Combined Clamp Bottom Support

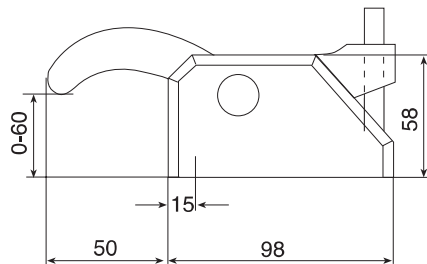



Genişlik / Width 40 mm.



Referans Nr.		Sıkma Kuvveti Clamping Force	
1168-MEP501116	16	5000	2.80
1168-MEP501118	18	5000	2.80
1168-MEP501120	20	5000	2.80
1168-MEP501122	22	5000	2.80
1168-MEP501124	24	5000	2.80

Ürün Nr. 1168 Kombine Bağlama Pabucu
Product Nr. 1168 Combined Clamp



Genişlik / Width 72 mm.



Kombine Bağlama Pabucu

Combined Clamp



Kombine Bağlama Pabucu Alt Destek

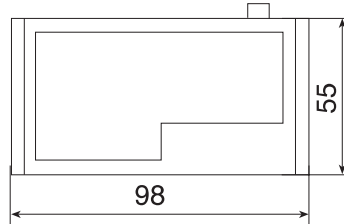
Combined Clamp Bottom Support

Referans Nr.		
1168-MPK5022	18	0.90

Ürün Nr. 1168 Kombine Bağlama Pabucu Alt Destek
Product Nr. 1168 Combined Clamp Bottom Support



Uygulama Örneği
Example Application





Genişlik / Width 72 mm.



MIKSAN® bir ER-EL markasıdır.

Combined Clamp

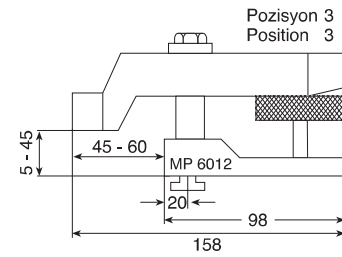
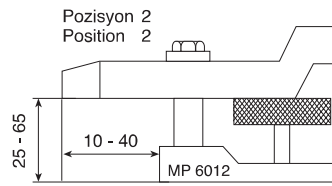
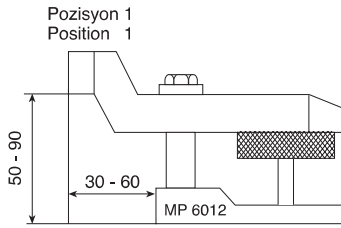
Referans Nr.		Sıkma Kuvveti Clamping Force	
1168-MP601214	14	2200	2.50
1168-MP601216	16	2200	2.50
1168-MP601218	18	2200	2.50
1168-MP601220	20	2200	2.50

Ürün Nr. 1168 Kombine Bağlama Pabucu

- Pabucun çift taraflı kullanım özelliği; kendi içinde bulunan yükseltici desteği ile kısıtlı alanlarda kullanım kolaylığı sağlar.



Product Nr. 1168 Combined Clamp

- Double-sided usage of the clamp and it's stepped lifter's provides using advantage in restricted areas



Genişlik / Width 60 mm.



Referans Nr.		
1168-MY602114	14	0.60
1168-MY602116	16	0.60
1168-MY602118	18	0.60
1168-MY602120	20	0.60

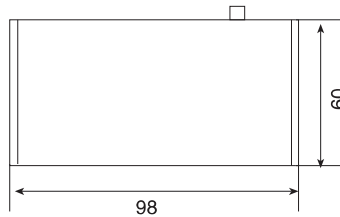
Ürün Nr. 1168 Kombine Bağlama Pabucu Alt Destek Product Nr. 1168 Combined Clamp Bottom Support

Kombine Bağlama Pabucu Alt Destek



Combined Clamp Bottom Support



Uygulama Örneği
Example Application



Genişlik / Width 58 mm.

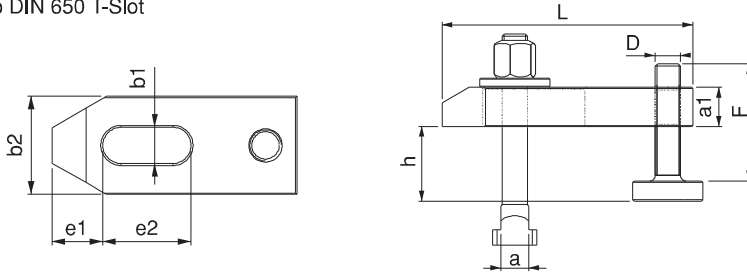
Referans Nr.		L	Nr.1330		e1	e2	b1	Nr.1610	h	Nr.1490 D x F	
			a1	b2							
1170-1010080	10	80	15	30	15	30	11	M10x10x80	10-35	M10x42	370
1170-1212100	12	100	20	40	21	40	14.5	M12x12x100	12-40	M12x50	740
1170-1212125	12	125	20	40	21	50	14.5	M12x12x160	12-85	M12x95	940
1170-1214100	14	100	20	40	21	40	14.5	M12x14x100	12-40	M12x50	705
1170-1214125	14	125	20	40	21	50	14.5	M12x14x160	12-85	M12x95	965
1170-1616125	16	125	25	50	26	45	18.5	M16x16x125	15-50	M16x62	1115
1170-1616160	16	160	25	50	26	65	18.5	M16x16x160	15-85	M16x97	1870
1170-1618125	18	125	25	50	26	45	18.5	M16x18x125	15-50	M16x62	1540
1170-1618160	18	160	25	50	26	65	18.5	M16x18x160	15-85	M16x97	1900
1170-2020160	20	160	30	60	30	60	22.5	M20x20x160	15-45	M20x62	1675
1170-2020200	20	200	30	60	30	80	22.5	M20x20x200	15-80	M20x97	3295
1170-2022160	22	160	30	60	30	60	22.5	M20x22x160	15-45	M20x62	2730
1170-2022200	22	200	30	60	30	80	22.5	M20x22x200	15-80	M20x97	3340
1170-2424160	24	160	30	70	35	60	26.5	M24x24x160	16-60	M24x81	3465
1170-2424200	24	200	30	70	35	80	26.5	M24x24x200	16-95	M24x116	4660
1170-2428160	28	160	30	70	35	60	26.5	M24x28x160	16-60	M24x81	5560
1170-2428200	28	200	30	70	35	80	26.5	M24x28x200	16-95	M24x116	4755



Ürün Nr. 1170 Ayarlanabilir Destek Civatalı Kombine Bağlama Pabuçu

- Ürün DIN 650 T-Kanala uyumludur.

Product Nr. 1170 Combined Coupling Clamp with Adjustable Support Bolt

- Product is suitable to DIN 650 T-Slot



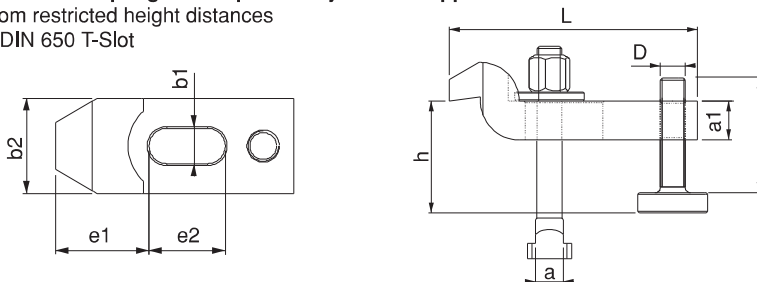
Referans Nr.		L	Nr.1450		e1	e2	b1	Nr.1610	h	Nr.1490 D x F	
			a1	b2							
1190-1010100	10	100	15	30	32	32	11	M10x10x80	26-50	M10x42	405
1190-1212125	12	125	20	40	40	40	14.5	M12x12x100	33-60	M12x50	870
1190-1214125	14	125	20	40	40	40	14.5	M12x14x100	37-60	M12x50	890
1190-1616160	16	160	25	50	49	50	18.5	M16x16x125	41-75	M16x62	1785
1190-1618160	18	160	25	50	49	50	18.5	M16x18x125	41-75	M16x62	1810
1190-2020200	20	200	30	60	55	70	22.5	M20x20x160	46-75	M20x62	3105
1190-2022200	22	200	30	60	55	70	22.5	M20x22x160	46-75	M20x62	3155
1190-2424200	24	200	35	70	72	60	26	M24x24x200	52-95	M24x81	4695
1190-2428200	28	200	35	70	72	60	26	M24x28x200	52-95	M24x81	4790



Ürün Nr. 1190 Ayarlanabilir Destek Civatalı Kombine Bağlama Z-Pabuçu

- Kısıtlı yükseklik mesafelerinden kazanma amaçlı kullanılır.
- Ürün DIN 650 T-Kanala uyumludur.

Product Nr. 1190 Combined Coupling Z-Clamp with Adjustable Support Bolt

- This is used to gain from restricted height distances
- Product is suitable to DIN 650 T-Slot



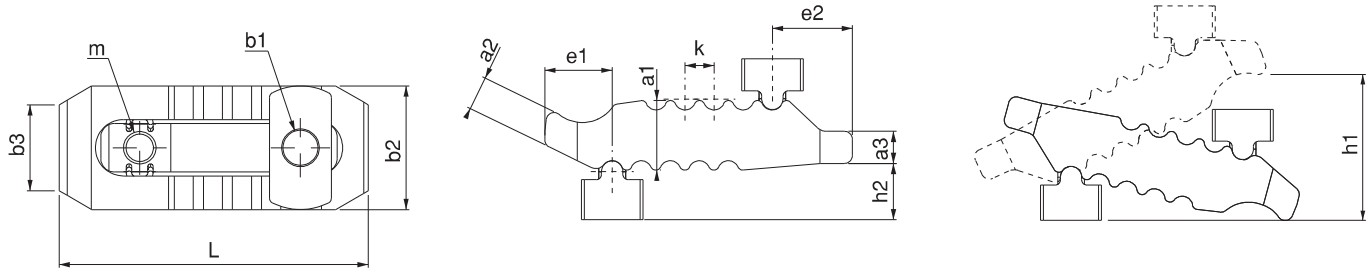
Referans Nr.		a1	a2	a3	b2xL	b3	e1	e2	h2	k	b1	m	h1	kgf	
1195-44115	10-12-14	27	12,5	12	44x115	30	25	30	21	11	13	M12	0-55	3000	506
1195-55150	12-14-16-18	36	18	17	55x150	41	35	36	23	12	17	M16	0-70	4000	1382
1195-63187	16-18-20-22	42	25	20	63x187	30	44	44	32,5	14	21	M20	0-80	6000	2241
1195-70235	20-22-24-28	51	36,5	24	70x235	30	60	47	34	17	25	M20	0-100	7500	3550

Ürün Nr. 1195 Çift Taraflı Bağlama Pabucu

- Malzeme: Dövme Çelik
- Sertleştirilmiş
- Siyah Kaplama




Product Nr. 1195 Coupling Clamps Double Sided

- Material: Forged Steel
- Hardened
- Black coating



Kombine Çift Taraflı Bağlama Pabucu

Combined Coupling Clamps Double Sided

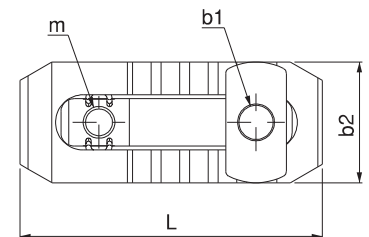
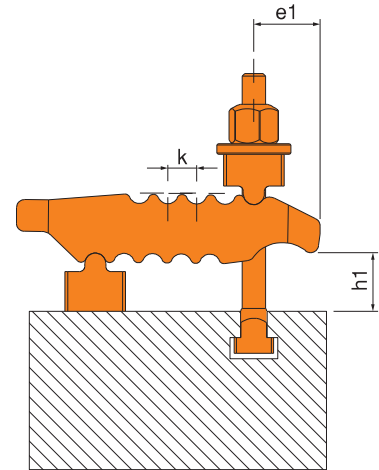
Referans Nr	b1	b2xL	e1	h1	k	m			Sıkma Kuvveti Clamping Force kgf	
1195-1010100	13	44x115	25	0-55	11	M12	10	M10x10x100	2500	613
1195-1212125	13	44x115	25	0-55	11	M12	12	M12x12x125	3000	686
1195-1214125	13	44x115	25	0-55	11	M12	14	M12x14x125	3000	705
1195-1212160	17	55x150	35	0-70	12	M16	12	M12x12x160	3500	1591
1195-1214160	17	55x150	35	0-70	12	M16	14	M12x14x160	3500	1610
1195-1616160	17	55x150	35	0-70	12	M16	16	M16x16x160	4000	1798
1195-1618160	17	55x150	35	0-70	12	M16	18	M16x18x160	4000	1818
1195-1616200	21	63x187	44	0-80	14	M20	16	M16x16x200	5500	2715
1195-1618200	21	63x187	44	0-80	14	M20	18	M16x18x200	5500	3018
1195-2020200	21	63x187	44	0-80	14	M20	20	M20x20x200	6000	3018
1195-2022200	21	63x187	44	0-80	14	M20	22	M20x22x200	6000	3060
1195-2020250	25	70x235	60	0-100	17	M20	20	M20x20x250	7000	4368
1195-2022250	25	70x235	60	0-100	17	M20	22	M20x22x250	7000	4410
1195-2424250	25	70x235	60	0-100	17	M20	24	M24x24x250	7500	4895
1195-2428250	25	70x235	60	0-100	17	M20	28	M24x28x250	7500	4966


Ürün Nr. 1195 Kombine Çift Taraflı Bağlama Pabucu

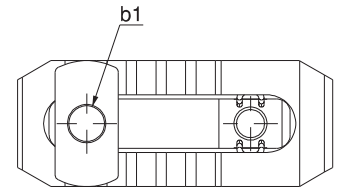
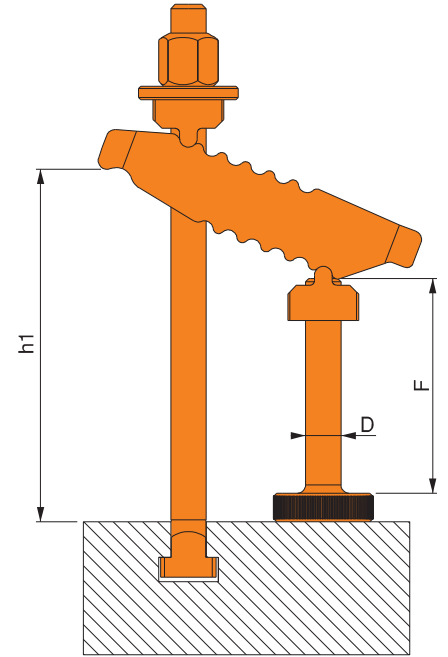
- Ürün DIN 650 T-Kanala uyumludur.

Product Nr. 1195 Combined Coupling Clamps Double Sided

- Product is suitable to DIN 650 T-Slot



Referans Nr	B1	D x F	 DIN 787	h1
1195-10101005013	13	M12x50	M10x10x100	15-31
1195-12121605013	13	M12x50	M12x12x160	15-97
1195-12141605013	13	M12x50	M12x14x160	15-97
1195-12122006217	17	M16x62	M12x12x200	18-126
1195-12142006217	17	M16x62	M12x14x200	18-126
1195-16162006217	17	M16x62	M16x16x200	18-126
1195-16182006217	17	M16x62	M16x18x200	18-126
1195-12122009717	17	M16x97	M12x12x200	18-120
1195-12142009717	17	M16x97	M12x14x200	18-120
1195-16162509717	17	M16x97	M16x16x250	39-161
1195-16182509717	17	M16x97	M16x18x250	39-161
1195-16162506221	21	M20x62	M16x16x250	18-129
1195-16182506221	21	M20x62	M16x18x250	18-129
1195-20202506221	21	M20x62	M20x20x250	18-129
1195-20222506221	21	M20x62	M20x22x250	18-129
1195-16162509721	21	M20x97	M16x16x250	18-151
1195-16182509721	21	M20x97	M16x18x250	18-151
1195-20203159721	21	M20x97	M20x20x315	42-184
1195-20223159721	21	M20x97	M20x22x315	42-184
1195-20203156225	25	M20x62	M20x20x315	21-147
1195-20223156225	25	M20x62	M20x22x315	21-147
1195-24243156225	25	M20x62	M24x24x315	21-147
1195-24283156225	25	M20x62	M24x28x315	21-147
1195-20203159725	25	M20x97	M20x20x315	21-182
1195-20223159725	25	M20x97	M20x22x315	21-182
1195-24243159725	25	M20x97	M24x24x315	21-182
1195-24283159725	25	M20x97	M24x28x315	21-182






Ürün Nr. 1195 Kombine Çift Taraflı Bağlama Pabucu

- Ürün DIN 650 T-Kanala uyumludur.

Product Nr. 1195 Combined Coupling Clamps Double Sided

- Product is suitable to DIN 650 T-Slot

Referans Nr.			b1	b2xL	d	e1	e2	h	
1200-50140	16-18	-	17	50x140	60	30	55	75	900
1200-60175	20-22	-	21	60x175	80	40	70	85	1600
1200-12125	12	M12x12x125	17	50x140	60	30	55	0-50	1070
1200-14125	14	M12x14x125	17	50x140	60	30	55	0-55	1080
1200-16160	16	M16x16x160	17	50x140	60	30	55	0-75	1270
1200-18160	18	M16x18x160	17	50x140	60	30	55	0-75	1280
1200-20200	20	M20x20x200	21	60x175	80	40	70	0-85	2300
1200-22200	22	M20x22x200	21	60x175	80	40	70	0-85	2370

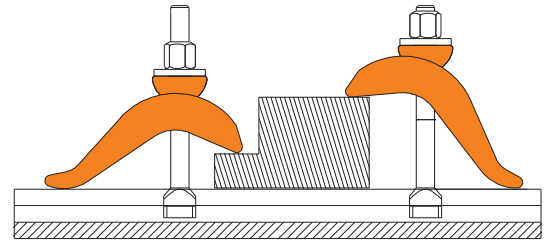
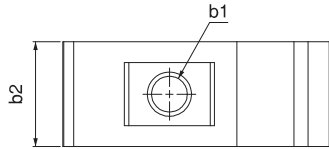
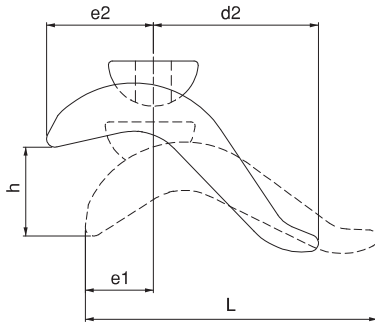


Ürün Nr. 1200 S-Bağlama Pabucu

- Malzeme: Dövme Çelik
- Çinko Kaplama


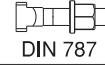

Product Nr. 1200 S-Coupling Clamp

- Material: Forged Steel
- Zinc Coating



Kademeli Bağlama Pabucu

Stepped Coupling Clamp

Referans Nr.	b1			m	h	b x L	c	d	e1	k x3	
1205-017	17	16-18	-	93	15-50	65x165	39	128	30	17	2100
1205-021	21	20-22	-	111	20-65	75x189	43	146	33	19	3200
1205-025	25	24-28	-	126	20-75	85x213	49	164	39	21	4500
1205-031	31	36	-	143.5	20-85	95x238	56	182	46	23	6300
1205-016	17	16	M16x16x125	93	15-50	65x165	39	128	30	17	2500
1205-018	17	18	M16x18x125	93	15-50	65x165	39	128	30	17	2500
1205-020	21	20	M20x20x160	111	20-65	75x189	43	146	33	19	3900
1205-022	21	22	M20x22x160	111	20-65	75x189	43	146	33	19	3900
1205-024	25	24	M24x24x200	126	20-75	85x213	49	164	39	21	5700
1205-028	25	28	M24x28x200	126	20-75	85x213	49	164	39	21	5700
1205-036	31	36	M30x36x250	143.5	20-85	95x238	56	182	46	23	8800

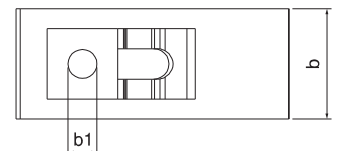
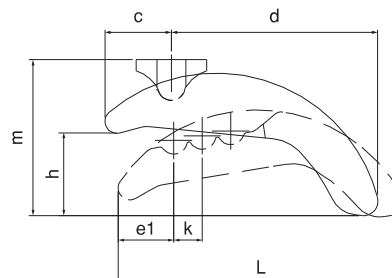


Ürün Nr. 1205 Kademeli Bağlama Pabucu

- Destek kullanmadan 15-85mm arası kullanım imkanı sağlar
- Malzeme: Dövme Çelik
- Çinko Kaplama

Product Nr. 1205 Stepped Coupling Clamp

- It provides using between 15-85 mm without supporting.
- Material: Forged Steel
- Zinc Coating



Referans Nr.	b1	a	DIN 787	m	h	b x L	c	d	e1	k x4	(g)
1210-013	13	12-14	-	52	0-40	40x90	28	48	23	14	340
1210-017	17	16-18	-	80	0-60	58x130	38	74	29	18	990
1210-021	21	20-22	-	98	0-75	68x140	46	80	32	20	1450
1210-025	25	24-28	-	110	0-90	78x175	52	100	39	24	2360
1210-012	13	12	M12x12x100	52	0-40	40x90	28	48	23	14	400
1210-014	13	14	M12x14x100	52	0-40	40x90	28	48	23	14	420
1210-016	17	16	M16x16x160	80	0-60	58x130	38	74	29	18	1140
1210-018	17	18	M16x18x160	80	0-60	58x130	38	74	29	18	1145
1210-020	21	20	M20x20x200	98	0-75	68x140	46	80	32	20	1560

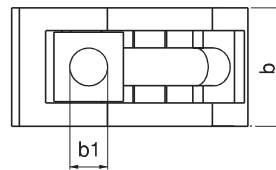
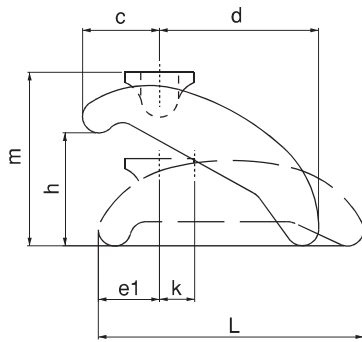


Ürün Nr. 1210 Kademeli Bağlama Pabucu

- Destek kullanmadan 0-75mm arası kullanım imkanı sağlar
- Malzeme: Dövme Çelik
- Sertleştirilmiş
- Çinko Kaplama

Product Nr. 1210 Stepped Coupling Clamp

- It provides using between 0-75 mm without supporting
- Material: Forged Steel
- Hardened
- Zinc Coating



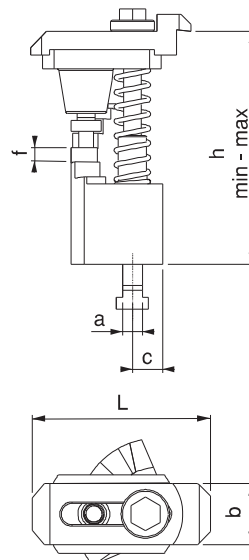
Referans Nr.	a	h min - max	f	c	L	b	(g)
1230-01	14-16-18-20-22	40 - 80	5	16	110	38	1200
1230-02		70 - 125	10	16	110	38	1490
1230-03		120 - 175	10	18	110	38	2700
1230-04		170 - 225	10	23	110	38	4260

Ürün Nr. 1230 Basamaklı Kombine Pabuç

- Pabuçun çift taraflı kullanım özelliği; basamaklı yükselticisi ile kısıtlı alanlarda kullanım avantajı sağlar.
- DIN 650 T-Kanala uyumludur.
- Pabuç malzeme: Sertleştirilmiş
- Civata 10.9 kalite
- Gövde statik boyalı diğer parçalar siyah kaplama

Product Nr. 1230 Stepped Combined Clamp



- Double-sided usage of the clamp provides using advantage in restricted areas
- Product is suitable to DIN 650 T-Slot
- Clamp Material: Hardened
- Bolt Quality: 10.9
- Body is statically painted and the other parts are black coating



Basamaklı Kombine Pabuç

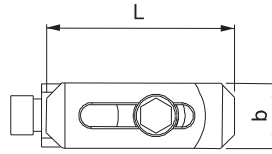
Stepped Combined Clamp



Referans Nr.		h min-max	f	c	L	b	m	sw	Sıkma Kuvveti Clamping Force Kgf	Nm	 (g)
1250 - 02	14-16-18-20-22	80-137	3	17	110	38	M12	19	2250	85	2015
1250 - 03		125-224	3	17	110	38	M12	19	2250	85	2910
1250 - 04		160-300	3	17	110	38	M12	19	2250	85	3665

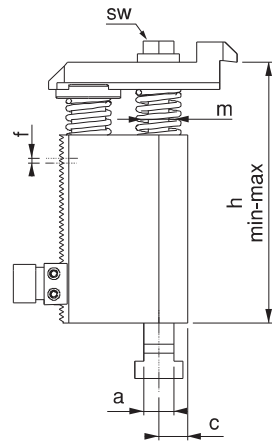
Ürün Nr. 1250 Kombine Bağlama Pabuçu




- Pabucun çift taraflı kullanım özelliği; kendi içinde bulunan kademeli yükseltici desteği ile kısıtlı alanlarda kullanım kolaylığı sağlar.
- DIN 650 T-Kanala uyumludur.
- Pabuç Malzeme: Sertleştirilmiş
- Civata 10.9 kalite
- Siyah kaplama



Product Nr. 1250 Combined Coupling Clamp

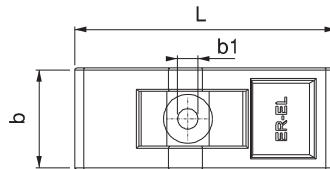
- Double-sided usage of the clamp and it's stepped lifter's support provides using advantage in restricted areas
- It is suitable to DIN 650 T-Slot
- Clamp Hardness: Hardened
- Bolt Quality: 10.9
- Black coating



Referans Nr.		h min-max	 DIN 787	b1	e	z	L	b	 (g)
1270-1012	12	0-45	M10x12x125	11	48	61	109	40	660
1270-1214	14	0-45	M12x14x125	13	48	61	109	40	705
1270-1416	16	0-55	M14x16x125	15	57	72	129	50	1190
1270-1618	18	0-55	M16x18x125	17	57	72	129	50	1265

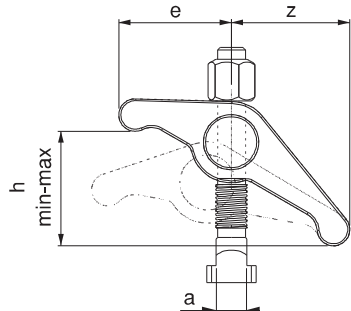
Ürün Nr. 1270 Desteksiz Askı Pabuçu

- Destek kullanmadan 0-55 mm arası kullanım imkanı sağlar.
- Malzeme: Dövme çelik
- Pabuç Malzeme: Sertleştirilmiş
- Civata 12.9 kalite
- Çinko Kaplama



Product Nr. 1270 Unsupported Suspension Clamp

- Product provides using between 0-55 mm without using support
- Material: Forged Steel
- Clamp Hardness: Hardened
- Bolt Quality: 12.9
- Zinc Coating



Desteksiz Askı Pabuçu

Unsupported Suspension Clamp



Referans Nr.	a	b	c	d	e	m	sw	m1	İmbus	sıkma kuvveti clamping force Kgf	Tork Değeri Allowable Screw Torque (N-m)	(g)
1275-3012	30	28	16	40	23	M12	30	M8	M10	750	20	300
1275-5012	50	32	20	45	40	M12	36	M12	M12	1000	30	500
1275-5016	50	32	20	45	40	M16	36	M12	M12	1000	30	510
1275-6016	60	40	25	45	45	M16	41	M16	M16	1250	45	750

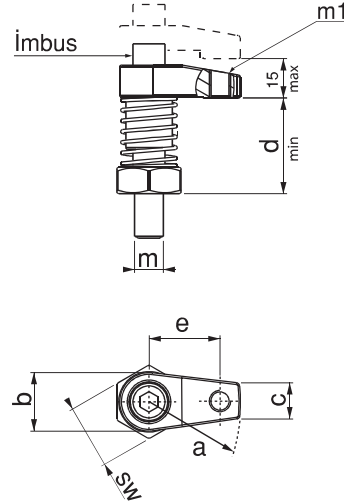
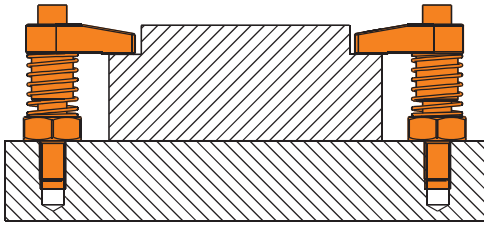


Ürün Nr. 1275 Kombine Burçlu Pabuç

- Kısıtlı alanlarda çalışma özelliği
- Sertleştirilmiş
- Siyah kaplama

Product Nr. 1275 Combined Clamp With Bush

- Function working in restricted areas
- Hardened
- Black coating



Kombine Burçlu Pabuç

Referans Nr.	a	Ø b h7	c	d	e	f	g	m	m1	j	sıkma kuvveti clamping force Kgf	(g)
1280-3010	30	22	58	80	28	16	30	M10	M8	23	750	220
1280-5012	50	26	70	90	32	20	40	M12	M12	40	1100	400
1280-6016	60	32	74	95	40	25	40	M16	M16	45	1250	610

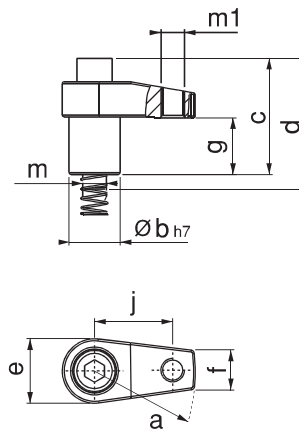


Ürün Nr. 1280 Kombine Burçlu Pabuç

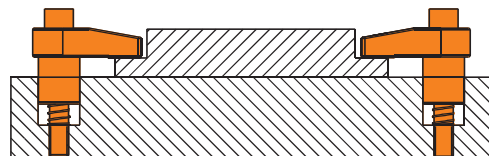
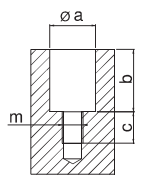
- Kısıtlı alanlarda çalışma özelliği
plaka üstüne uygulama seçeneği
- Sertleştirilmiş
- Siyah kaplama


Product Nr. 1280 Combined Clamp With Bush

- Function working in restricted areas and
variety application at plate
- Hardened
- Black coating



Referans Nr.	a (F7)	b	c	m
1280-3010	22	30	20	M10
1280-5012	26	40	25	M12
1280-6016	32	40	25	M16



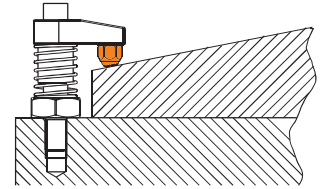
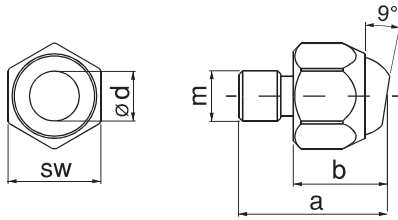
Referans Nr.	a	b	m	d	sw	 (g)
1282-0825	25	12	M8	8	14	10
1282-1030	30	17	M10	10	17	30
1282-1235	35	22	M12	12	22	60
1282-1642	42	26	M16	14	27	125

Ürün Nr. 1282 Oynar Başlı Baskı Pabucu

- Dereceli temiz yüzeyler için
- Nr.1275 ve 1280 ürünlerle uyumludur.
- Sertleştirilmiş
- Siyah kaplama


Product Nr. 1282 Moving Head Press Clamp

- Graded clean surfaces.
- It is applicable with Nr. 1275 and 1280
- Hardened
- Black coating



Oynar Başlı Baskı Pabucu (Uzun)

Pivoting Head Pad Printing (Long)

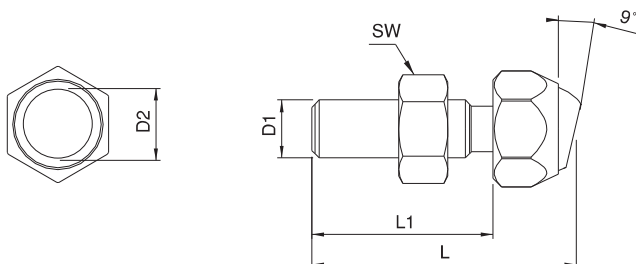
Referans Nr.	D1	D2	L	L1	SW	 (g)
1282-25D	M8	8	36.6	25	13	26
1282-30D	M10	10	45.7	30	17	42
1282-35D	M12	12	50.7	35	17	53
1282-40D	M16	14	60.7	40	24	117
1282-50D	M20	14	77.3	50	30	240

Ürün Nr. 1282 Oynar Başlı Baskı Pabucu (Uzun)

- Dereceli temiz yüzeyler için
- Nr.1275 ve 1280 ürünlerle uyumludur.
- Sertleştirilmiş
- Siyah kaplama

Product Nr. 1282 Moving Head Press Clamp (Long)

- Graded clean surfaces.
- It is applicable with Nr. 1275 and 1280
- Hardened
- Black coating



Referans Nr.	a	b	m	d	sw	(g)
1283-0825	25	12	M8	8	14	10
1283-1030	30	17	M10	10	17	30
1283-1235	35	22	M12	12	22	60
1283-1642	42	26	M16	14	27	120

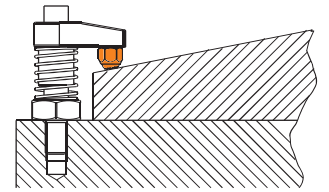
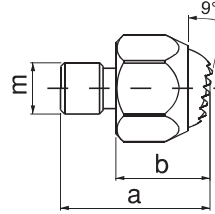
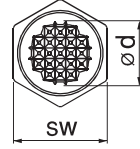


Ürün Nr. 1283 Oynar Başlı Baskı Pabucu

- Dereceli ve bozuk yüzeyler için baskı yüzeyi tırtıllı olarak tasarlanmıştır.
- Sertleştirilmiş
- Siyah kaplama

Product Nr. 1283 Moving Head Press Clamp

- Its clamping surface is designed with bead graded bad surfaces.
- Hardened
- Black coating



Oynar Başlı Baskı Pabucu (Uzun)

Pivoting Head Pad Printing (Long)

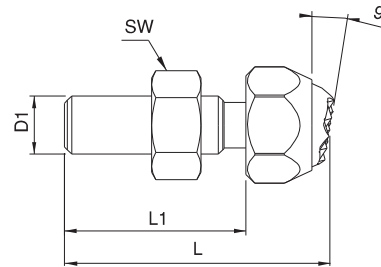
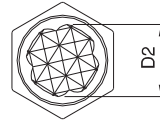
Referans Nr.	D1	D2	L	L1	SW	(g)
1283-25T	M8	8	36.6	25	13	26
1283-30T	M10	10	45.7	30	17	42
1283-35T	M12	12	50.7	35	17	53
1283-40T	M16	14	60.7	40	24	117
1283-50T	M20	14	77.3	50	30	240

Ürün Nr. 1283 Oynar Başlı Baskı Pabucu (Uzun)

- Dereceli ve bozuk yüzeyler için baskı yüzeyi tırtıllı olarak tasarlanmıştır.
- Nr.1275 ve 1280 ürünlerle uyumludur.
- Sertleştirilmiş
- Siyah kaplama

Product Nr. 1283 Moving Head Press Clamp (Long)

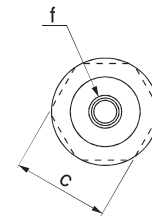
- Its clamping surface is designed with bead graded bad surfaces.
- It is applicable with Nr. 1275 and 1280
- Hardened
- Black coating



Yükseltme Kovanı

Support to The Hive

Referans Nr.	a	b F7	c	d	e	f	m	h	(g)
1285-12080	80	26	36	40	110	M12	M12	40	600
1285-12100	100	26	36	40	130	M12	M12	40	795
1285-16080	80	32	46	50	110	M16	M16	40	945
1285-16100	100	32	46	50	130	M16	M16	40	1230

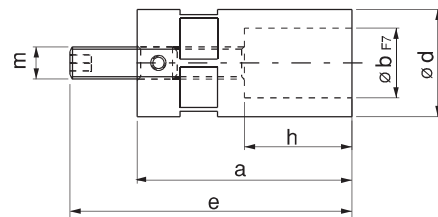
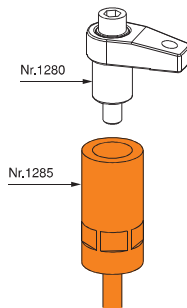



Ürün Nr. 1285 Yükseltme Kovanı

- Nr.1280 ürün ile yüksek parça bağlamalarda kullanılır
- Sertleştirilmiş
- Siyah kaplama

Product Nr. 1285 Support to The Hive

- It is used together with Nr. 1280 for clamping high pieces.
- Hardened
- Black coating



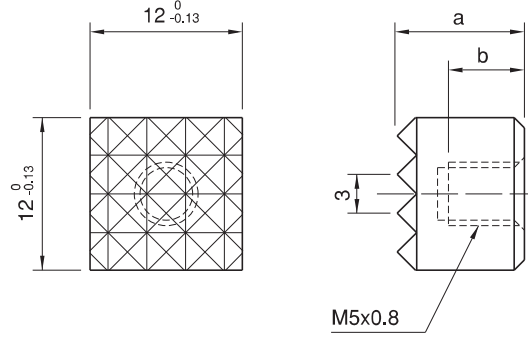
Referans Nr.	a ($\begin{smallmatrix} 0 \\ -0.13 \end{smallmatrix}$)	b	 (g)
1287-CT9120	12	7.8	13


Ürün Nr. 1287 Baskı Pabucu

- Sertleştirilmiş
- Siyah kaplama

Product Nr. 1287 Pressure Pad

- Hardened
- Black coating



Referans Nr.	a ($\begin{smallmatrix} 0 \\ -0.13 \end{smallmatrix}$)	b ($\begin{smallmatrix} 0 \\ -0.13 \end{smallmatrix}$)	d	p	 (g)
1287-HS9102	10	12	M5x0.8	2,3	7.5
1287-HS9122	12	12	M5x0.8	3	11
1287-HS9160	16	12	M6x1	3	17
1287-HS9202	20	12	M5x0.8	3	33.5
1287-HS9252	25	12	M6x1	3	53

Baskı Pabucu

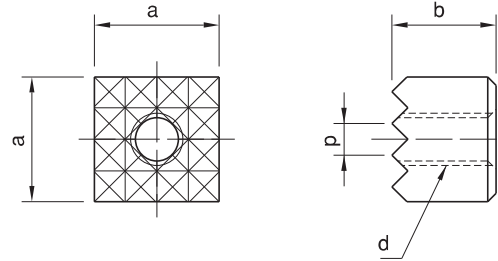
Pressure Pad



Ürün Nr. 1287 Baskı Pabucu

- Sertleştirilmiş
- Siyah kaplama

Product Nr. 1287 Pressure Pad

- Hardened
- Black coating



Referans Nr.	a ($\begin{smallmatrix} 0 \\ -0.13 \end{smallmatrix}$)	b ($\begin{smallmatrix} 0 \\ -0.13 \end{smallmatrix}$)	c	d	 (g)
1287-HS9122C	12	12	6.5	M4	10
1287-HS9160C	16	12	4.5	M4	16
1287-HS9202C	20	12	5.5	M5	31
1287-HS9252C	25	12	4.5	M6	49

Baskı Pabucu

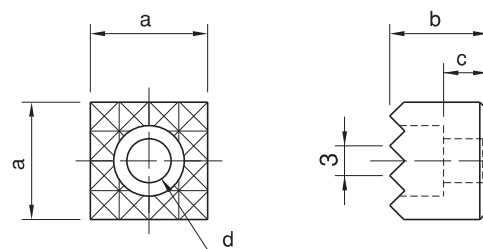
Pressure Pad



Ürün Nr. 1287 Baskı Pabucu

- Sertleştirilmiş
- Siyah kaplama

Product Nr. 1287 Pressure Pad

- Hardened
- Black coating



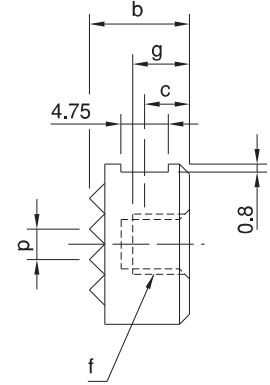
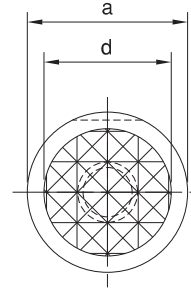
Referans Nr.	a ($\begin{smallmatrix} 0 \\ -0.13 \end{smallmatrix}$)	b ($\begin{smallmatrix} 0 \\ -0.13 \end{smallmatrix}$)	c	d	f	g	p	 (g)
1288-CT102	10	12	6	7.9	M5x0.8	8	2.3	6
1288-CT122	12	12	6	9.5	M5x0.8	8	3	9
1288-CT162	16	12	6	12.7	M6x1	7.8	3	17
1288-CT202	20	12	6	15.9	M6x1	7.8	3	28
1288-CT252	25	12	6	19.1	M6x1	7.8	3	43


Ürün Nr. 1288 Baskı Pabucu

- Sertleştirilmiş
- Siyah kaplama

Product Nr. 1288 Pressure Pad

- Hardened
- Black coating



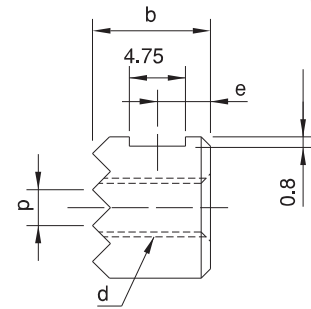
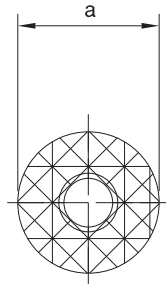
Referans Nr.	a ($\begin{smallmatrix} 0 \\ -0.13 \end{smallmatrix}$)	b ($\begin{smallmatrix} 0 \\ -0.13 \end{smallmatrix}$)	d	e	p	 (g)
1288-HS102	10	12	M5x0.8	6	2.3	6
1288-HS122	12	12	M5x0.8	6	3	9
1288-HS162	16	12	M6x1	6	3	15
1288-HS202	20	12	M6x1	6	3	25
1288-HS252	25	12	M6x1	6	3	40

Ürün Nr. 1288 Baskı Pabucu

- Sertleştirilmiş
- Siyah kaplama


Product Nr. 1288 Pressure Pad

- Hardened
- Black coating



Baskı Pabucu

Pressure Pad

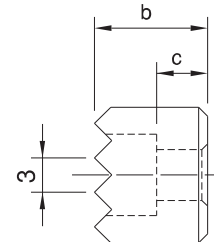
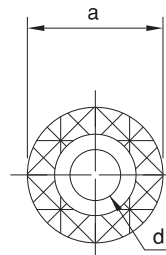
Referans Nr.	a ($\begin{smallmatrix} 0 \\ -0.13 \end{smallmatrix}$)	b ($\begin{smallmatrix} 0 \\ -0.13 \end{smallmatrix}$)	c	d	 (g)
1288-HS122C	12	12	6.5	M4	8
1288-HS162C	16	12	6.5	M4	15
1288-HS202C	20	12	6.5	M5	23
1288-HS252C	25	12	6.5	M6	38

Ürün Nr. 1288 Baskı Pabucu

- Sertleştirilmiş
- Siyah kaplama

Product Nr. 1288 Pressure Pad

- Hardened
- Black coating



Baskı Pabucu

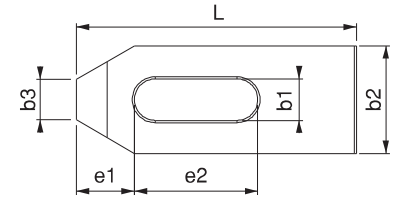
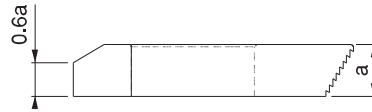
Pressure Pad

Referans Nr.	L	b1	metrik		a	b2	b3	e1	e2	(g)
			metrik	whitworth						
1290-06050	50	6.6	M6	1/4	10	20	8	10	20	50
1290-06080	80	6.6	M6	1/4	10	20	8	10	30	95
1290-08060	60	9	M8	5/16	12	25	10	13	22	100
1290-08100	100	9	M8	5/16	12	25	10	13	45	170
1290-10080	80	11	M10	3/8	15	30	12	15	30	190
1290-10100	100	11	M10	3/8	15	30	12	15	45	225
1290-12100	100	14.5	M12-M14	1/2	20	40	14	21	45	435
1290-12125	125	14.5	M12-M14	1/2	20	40	14	21	55	580
1290-16125	125	18.5	M16-M18	5/8	25	50	18	26	55	855
1290-16160	160	18.5	M16-M18	5/8	25	50	18	26	65	1175



Ürün Nr. 1290 Merdiven Diş Bağlama Pabucu

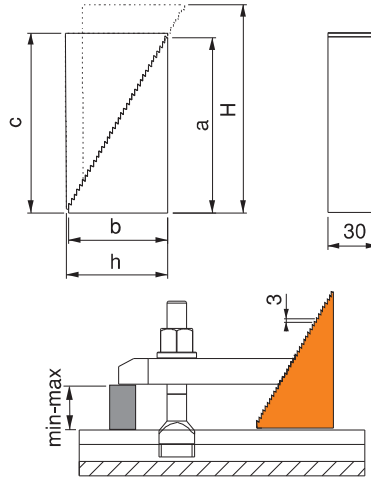
- Nr. 1310 Merdiven destek ile kullanılır
- Sertleştirilmiş
- Siyah Kaplama



Product Nr. 1290 Serrated Thread Clamp

- Product is used with Nr. 1310 Serrated Support
- Hardened
- Black Coating

Referans Nr.	h-H	a	b	c	min-max	(g)
1310-01	37-85	57	35	60	0-40	505
1310-02	48-112	73	45	76	0-60	825
1310-03	58-139	90	55	93	0-75	1250
1310-04	66-165	108	64	111	0-90	685



Merdiven Diş Destek

Serrated Thread Support



Ürün Nr. 1310 Merdiven Diş Destek

- Nr. 1290 Merdiven diş pabuç ile kullanılır
- Siyah Kaplama

Product Nr. 1310 Serrated Thread Support

- Product is used with Nr. 1290 Serrated Thread Clamp
- Black Coating

Referans Nr.	b1	L1	metrik		a	b2	b3	L2	L3	(g)
			metrik	whitworth						
1320-08100	9	100	M8	5/16	15	30	16	32	18	240
1320-10125	11	125	M10	3/8	20	30	20	38	24	380
1320-12160	14.5	160	M12-M14	1/2	25	40	24	47	30	800
1320-12200	14.5	200	M12-M14	1/2	25	40	24	47	30	950
1320-16200	18.5	200	M16-M18	5/8	30	50	28	57	36	1500
1320-16250	18.5	250	M16-M18	5/8	30	50	28	57	36	1850
1320-20250	22.5	250	M20-M22	3/4	40	60	35	68	45	2900
1320-20315	22.5	315	M20-M22	3/4	40	60	35	68	45	3600
1320-24250	26	250	M24	1	40	70	43	83	56	3400
1320-24315	26	315	M24	1	40	70	43	83	56	4300
1320-30315	33	315	M30	1 1/4	50	80	50	88	56	6000
1320-30400	33	400	M30	1 1/4	50	80	50	88	56	7300

Çatal Pabuç

Bifurcated Clamp

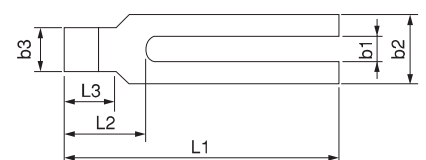



Ürün Nr. 1320 Çatal Pabuç

- Sertleştirilmiş
- Siyah Kaplama

Product Nr. 1320 Bifurcated Clamp

- Hardened
- Black Coating



Referans Nr.	L	b1	metrik		a	b2	b3	e1	e2	d	(g)
			metrik	whitworth							
1330-06050	50	6,6	M6	1/4	10	20	8	10	20	M8	50
1330-08060	60	9	M8	5/16	12	25	10	13	22	M8	105
1330-10080	80	11	M10	3/8	15	30	12	15	30	M10	210
1330-12100	100	14,5	M12-M14	1/2	20	40	14	21	40	M12	465
1330-12125	125							21	50		590
1330-16125	125	18,5	M16-M18	5/8	25	50	18	26	45	M16	930
1330-16160	160								65		1200
1330-20160	160				30	60	22		60		1710
1330-20200	200	22,5	M20-M22	3/4	30	60	22	30	80	M20	2170
1330-20250	250				35	70	30		100		3885
1330-24160	160				30	70	26		60		1965
1330-24200	200	26	M24	1	35	70	26		80	M24	2920
1330-24250	250				35	70	26	35	100		3720
1330-24315	315				40	80	35		100		6435
1330-30250	250	33	M30	1 1/4	40	80	34	45	100	M24	4825
1330-30315	315				50	80	34	45	130		7665
1330-36400	400	43	M36-M42	1 1/2	58	100	43	100	150	M30	14490


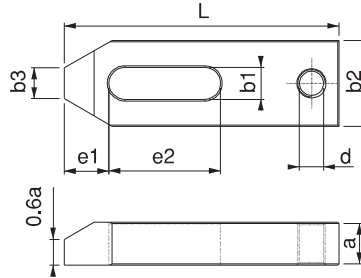


Ürün Nr. 1330 Destek Delikli Düz Pabuç

- Sertleştirilmiş
- Siyah Kaplama

Product Nr. 1330 Straight Clamp with Support Hole

- Hardened
- Black Coating



Referans Nr.	L	b1	metrik		a	b2	b3	e1	e2	(g)
			metrik	whitworth						
1350-06050	50	6,6	M6	1/4	10	20	8	10	20	60
1350-08060	60	9	M8	5/16	12	25	10	13	22	110
1350-10080	80	11	M10	3/8	15	30	12	15	30	185
1350-12100	100	14,5	M12-M14	1/2	20	40	14	21	40	480
1350-12125	125							21	50	610
1350-16125	125	18,5	M16-M18	5/8	25	50	18	26	45	980
1350-16160	160								65	1240
1350-20160	160				30	60	22	30	60	1795
1350-20200	200	22,5	M20-M22	3/4	30	60	22	30	80	2255
1350-24200	200	26	M24	1	30	70	26	35	80	2570
1350-24250	250				35	70	26	35	100	3875
1350-30250	250	33	M30	1 1/4	40	80	34	45	100	4990
1350-30315	315				50	80	34	45	130	7885
1350-36400	400	43	M36-M42	1 1/2	60	100	43	100	150	14450

Düz Pabuç

Straight Clamp



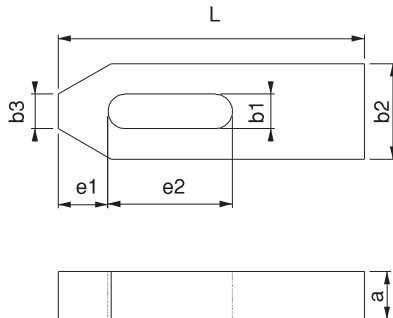
DIN 6314

Ürün Nr. 1350 Düz Pabuç

- Sertleştirilmiş
- Siyah Kaplama

Product Nr. 1350 Straight Clamp

- Hardened
- Black Coating



Referans Nr.	L	b1	metrik		a	b2	a1xa2	b3	e1	e2	d	(g)
			metrik	whitworth								
1370-10080	80	11	M10	3/8	15	30	5x8	12	15	30	M10	180
1370-12100	100	14.5	M12-14	1/2	20	40	8x10	14	21	40	M12	410
1370-12125	125									50		590
1370-16125	125	18.5	M16-18	5/8	25	50	10x12.5	18	26	45	M16	910
1370-16160	160									65		1180
1370-20160	160	22.5	M20-22	3/4	30	60	12x15	22	30	60	M20	1575
1370-20200	200									80		2150
1370-24160	160	26	M24	1	30	70	12x15	26	35	60	M24	1800
1370-24200	200									80		2875
1370-24250	250									100		3500

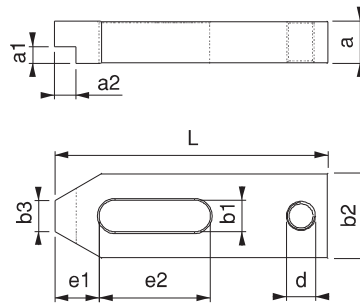


Ürün Nr. 1370 Kademeli Destek Delikli Düz Pabuç

- Kısıtlı alanlarda yükseklikten kazanma amaçlı kullanılır.
- Sertleştirilmiş
- Siyah Kaplama

Product Nr. 1370 Straight Clamp with Stepped Support Hole

- This product is used in restricted areas with the purpose of gaining height
- Hardened
- Black Coating



Referans Nr.	L	b1	metrik		a	b2	b3	b4	(g)
			metrik	whitworth					
1390-06060	60	6.6	M6	1/4	12	19	6.2	3	65
1390-08080	80	9	M8	5/16	15	25	8	4	140
1390-10100	100	11	M10	3/8	20	30	9.5	5	240
1390-12125	125	14.5	M12-M14	1/2	25	38	12	6	700
1390-12160	160								915
1390-12200	200	18.5	M16-M18	5/8	27	48	15	8	1235
1390-16160	160								945
1390-16200	200	22.5	M20-M22	3/4	37	52	20	10	1215
1390-16250	250								2000
1390-20200	200								1650
1390-20250	250	26	M24	1	37	66	20	10	2765
1390-20315	315								3510
1390-20500	500	33	M30	1 1/4	47	73	20	12	7200
1390-24200	200								2260
1390-24250	250								2740
1390-24315	315	40	M36	1 1/2	47	73	20	12	3515
1390-24500	500								7100
1390-30250	250	43	M42	1 1/2	47	73	20	12	3500
1390-30315	315								4190
1390-30400	400	600	M36	1 1/2	57	100	30	12	5735
1390-30600	600								8455
1390-301000	1000	600	M42	1 1/2	77	123	40	12	28000
1390-36400	400								10800
1390-36600	600	16500							
1390-42600	600	28800							

DIN 6315B

Ürün Nr. 1390 Çatal Pabuç

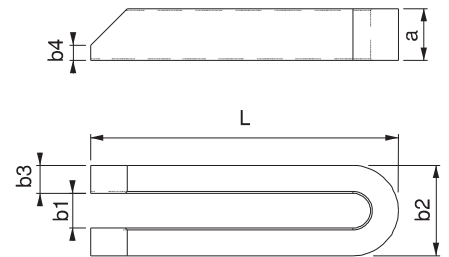
- Kademeli yüzeylerde şekilli iş parçalarının bağlanmasında pabuçun yapısı itibarı ile kolaylık sağlar
- Sertleştirilmiş
- Siyah Kaplama



Product Nr. 1390 Bifurcated Clamp

- Due to the structure of the clamp, this product provides convenience for the couplings of formed work pieces on graded surfaces
- Hardened
- Black Coating

Çatal Pabuç

Bifurcated Clamp



Referans Nr.	L	b1			a	b2	a1xa2	e1	e2	h	 (g)
			metrik	whitworth							
1387-12070	70	13	M12	1/2	21.5	40	8x6	11	40	14	255
1387-16070	70	17	M16	5/8	29.5	40	10x7	11	40	22	290


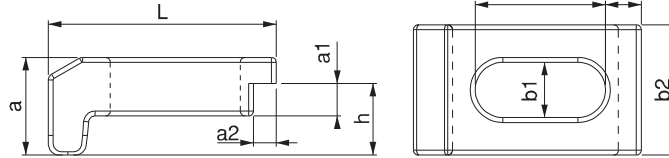


Ürün Nr. 1387 Plaka Sıkma Pabucu

- Yükselticisiz çalışma özelliği avantajı sağlar
- Sertleştirilmiş
- Siyah Kaplama

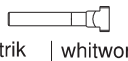

Product Nr. 1387 Plate Sliding Clamp

- Provides the advantage of working without support.
- Hardened
- Black coating



Kademeli Destek Delikli Çatal Pabuç

Bifurcated Clamp with Stepped Support Hole

Referans Nr.	L	b1			a	e2	a1xa2	b2	d	 (g)
			metrik	whitworth						
1400-10100	100	11	M10	3/8	20	70	10x10	30	M10	260
1400-12125	125	14.5	M12-14	1/2	25	90	12x12	40	M12	565
1400-16160	160	18.5	M16-18	5/8	30	110	15x15	50	M16	1235
1400-20200	200	22.5	M20-22	3/4	40	135	20x20	60	M20	2460



Ürün Nr. 1400 Kademeli Destek Delikli Çatal Pabuç

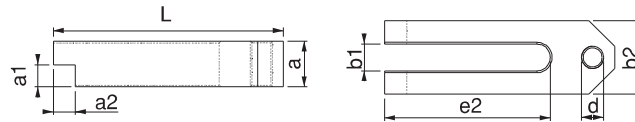
- Sertleştirilmiş
- Siyah Kaplama

Product Nr. 1400 Bifurcated Clamp with stepped support Hole

- Hardened
- Black Coating

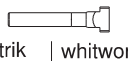

Kademeli ve kısıtlı alanlarda kullanım avantajı sağlar.

It provides usage advantage in gradual and limited areas.



Destek Delikli Çatal Pabuç

Bifurcated Clamp with Support Hole

Referans Nr.	L	b1			a	e1	e2	b2	d	 (g)
			metrik	whitworth						
1410-10100	100	11	M10	3/8	20	5	70	30	M10	260
1410-12125	125	14.5	M12-14	1/2	25	6	90	40	M12	560
1410-16160	160	18.5	M16-18	5/8	30	8	110	50	M16	1230
1410-20200	200	22.5	M20-22	3/4	40	10	135	60	M20	1490



Ürün Nr. 1410 Destek Delikli Çatal Pabuç

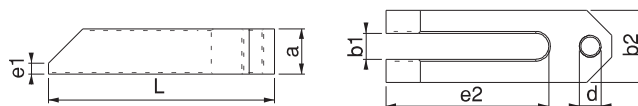
- Sertleştirilmiş
- Siyah Kaplama

Product Nr. 1410 Bifurcated clamp with support hole

- Hardened
- Black Coating

Kademeli parçalarda ileri sıkmalarda hareket ve kullanım avantajı sağlar.

It provides usage advantage for gradual parts during forward tightenings.

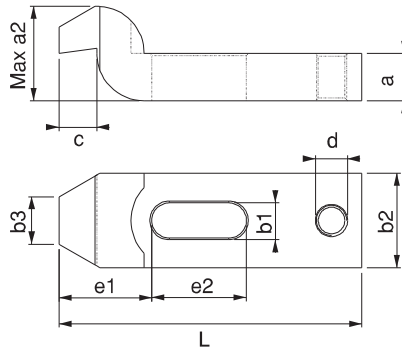


Referans Nr.	L	b1	metrik		a	a2	b2	b3	c	e1	e2	d	(g)
			whitworth										
1450-06060	60	6.6	M6	1/4	10	20	20	10	8	20	20	M8	80
1450-08080	80	9	M8	5/16	12	24	25	12	9	25	25	M8	170
1450-10100	100	11	M10	3/8	15	30	30	15	12	32	32	M10	245
1450-12125	125	14.5	M12-M14	1/2	19	40	38	20	16	40	40	M12	600
1450-16125	125	18.5	M16-M18	5/8	24	50	48	25	20	49	40	M16	925
1450-16160	160									50	50		1205
1450-20160	160	22.5	M20-M22	3/4	29	58	58	30	24	55	55	M20	1705
1450-20200	200									70	70		2145
1450-24160	160									53	55		2110
1450-24200	200	26	M24	1	33	70	70	35	28	72	60	M24	3070
1450-24250	250									72	80		3710
1450-30250	250	33	M30	11/4	38	80	77	40	40	91	80	M24	4635
1450-30315	315				48	100	77	40			100		7050

DIN 6316

Ürün Nr. 1450 Destek Delikli Z-Bağlama Pabucu

- Yükseklikten kazanma ve somun geçişlerinde avantaj sağlar
- Sertleştirilmiş
- Siyah Kaplama



Product Nr. 1450 Z-Type Cranked Clamp with Support Hole

- This product provides advantage to gain from the height and in the passings of the bolt
- Hardened
- Black Coating



Silindir Başlı Çatal Pabuç

Forked Clamp with Pin Head

Referans Nr.	L1	b1	metrik		a	b2	Ød	L2	L3	(g)
			whitworth							
1470-08100	100	9	M8	5/6	15	30	12	30	18	180
1470-10125	125	11	M10	3/8	20	30	16	36	24	290
1470-12160	160	14.5	M12-M14	1/2	25	40	20	45	30	715
1470-12200	200									815
1470-16200	200	18.5	M16-M18	5/8	30	50	24	55	36	1210
1470-16250	250									1550
1470-20250	250	22.5	M20-M22	3/4	40	60	30	65	45	2680
1470-20315	315									3435
1470-24250	250	26	M24	1	40	70	38	80	56	3060
1470-24315	315									4120
1470-30315	315	34	M30	11/4	50	80	45	85	56	5600
1470-30400	400									7135

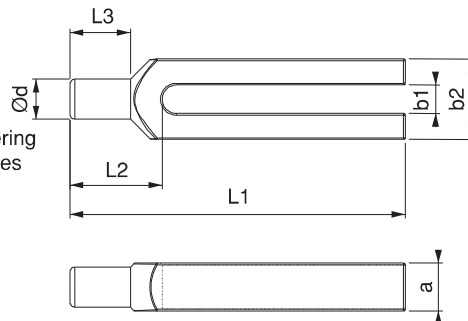
DIN 6315C

Ürün Nr. 1470 Silindir Başlı Çatal Pabuç

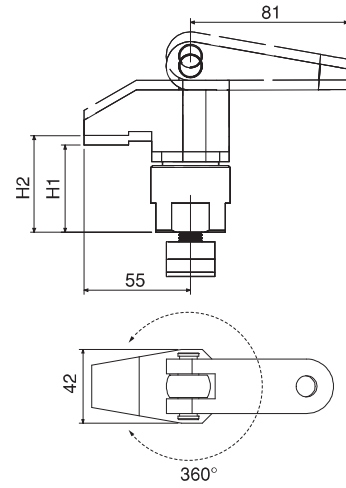
- Muhtelif iş parçalarının delikli yüzeylerine girerek iş parçasını sabitler
- Sertleştirilmiş
- Siyah Kaplama

Product Nr. 1470 Forked Clamp with Pin Head

- This product fixes the work pieces by entering in the holed surfaces of various work pieces
- Hardened
- Black Coating



Referans Nr.		H1 - H2 (mm)	Sıkma Kuvveti Clamping Force Kgf	
1472-02530	14-16-18-20-22	25 - 30	1000	1000
1472-03035		30 - 35	1000	1150
1472-03540		35 - 40	1000	1225
1472-04045		40 - 45	1000	1245
1472-04550		45 - 50	1000	1275

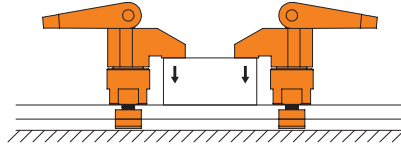


Ürün Nr. 1472 Üstten Bağlama

- Sertleştirilmiş
- Siyah Kaplama

Product Nr. 1472 Above Clamping

- Hardened
- Black Coating



Referans Nr.	P(N)	D	H (0 -1)	D1	H1	A Haraket Travel	d (+0.1 0)	
1473-06001	76	10	11	6	10.7	1	10	4
1473-08001	102	12	13	8	13.9	1.3	12	8
1473-10001	204	16	17	10	16.7	1.6	16	16
1473-06002	76	10	11	6	10.7	1	10	4
1473-08002	102	12	13	8	13.9	1.3	12	8
1473-10002	204	16	17	10	16.7	1.6	16	16

Sıkıştırma Pimi

Spring Locating Pins



Ürün Nr. 1473 Sıkıştırma Pimi

Özellikler

- Geçici bir iş bağlama profili için idealdir.

Not

- Pimin hareket etmesi için gerekli olan minimum "P" değeri
- Parça : 90 °C'ye kadar

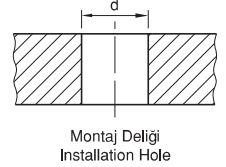
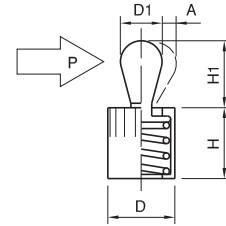
Product Nr. 1473 Spring Locating Pins

Features

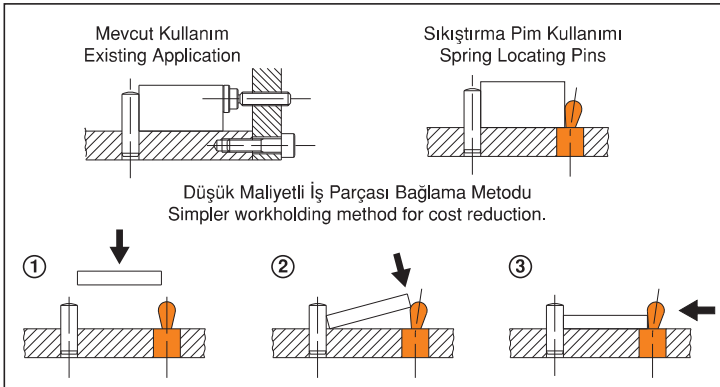
- Ideal for temporary clamping of low-profile workpieces.

Note

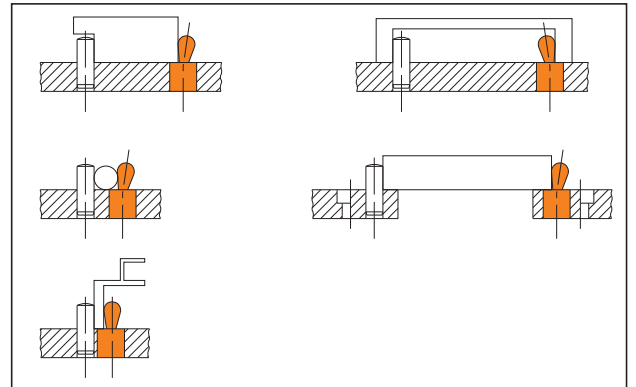
- The stated value "P" denotes the minimum force needed to move the pin.
- Heat resistance : 90 °C



Kullanım Şekli / How To Use



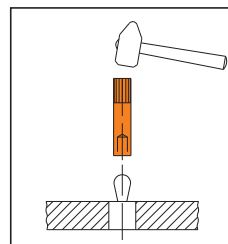
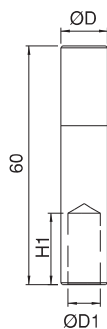
Çeşitli Uygulamalar / Application Examples



Referans Nr.	ØD	ØD1	H1	
1473-06	10	6,2	15	30
1473-08	12	8,2	18	45
1473-10	16	10,2	21	80

Ürün Nr. 1473 Sıkıştırma Pimi Montaj Aparatı

Product Nr. 1473 Spring Locating Pins Installation Tool




Kullanım Şekli How To Use

Sıkıştırma Pimi Montaj Aparatı

Spring Locating Pins Installation Tool





Referans Nr.	S	d (F7)	H2	D1	H (± 0.01)	D	M	Dp	R
1474-06000	2	12	10	28	50	65	M8	40	160
1474-08000	2.5	16	12	34	63	80	M10	50	180

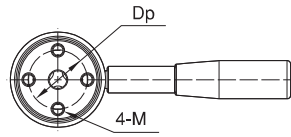
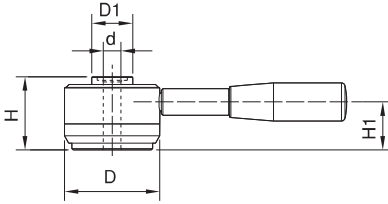
Referans Nr.	D2	H1	İzin Verilen Y¼k (N) Allowable Operating Load (N)	Sıkma Kuvveti Clamping Force Kgf	Önerilen Kalınlık Toleransı Recommended Workpiece Thickness Tolerance	 (kg)
1474-06000	26	36	600	600	± 0.5	1.2
1474-08000	28	45	600	800	± 0.8	2.2

¼r¼n Nr. 1474 Tek Dokunuş Pimli Baęlama
• Siyah Kaplama


Product Nr. 1474 Pull Clamps
• Black coating

Not 
• Pimler ve ¼ektirme civataları ayrıca sipariş edilir.

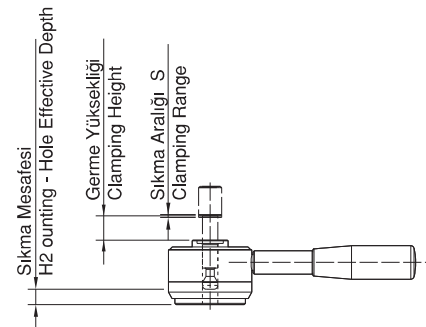
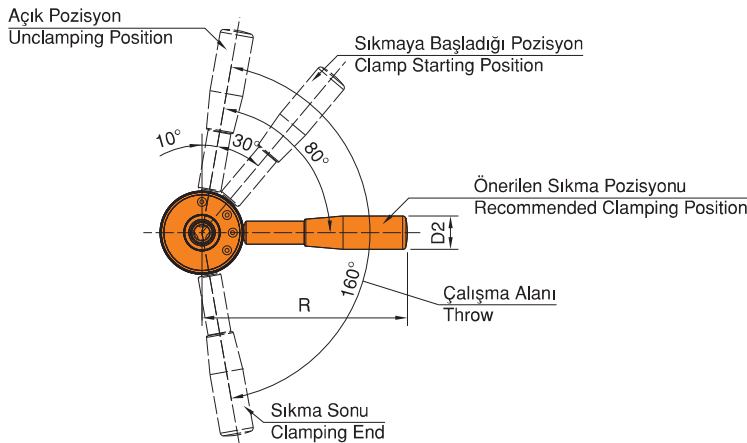
Note 
• Clamping Pins or Screws must be ordered separately.



Kol, üç ayrı noktadan baęlanabilir.
Baęlama pozisyonu 3 opsiyonel.



The handle can be removed by loosening the locking screw. To keep the handle mounted permanently, make sure that the locking screw is fully tightened. 3 options of handle mounting position.



Referans Nr.	D2 (f7)	D1 (f7)	L (By 0.1mm)	D	L2	L1	L3	D3	M	M1	(g)
1475-00012	12	12	0<L<100	18	23	38	21.5	6.5	M8	M8	70 ~ 160
1475-00016	16	16	0<L<100	24	23	38	21.5	6.5	M8	M8	175 ~ 265

Ürün Nr. 1475 Tek Dokunuş Bağlama Pimi

Pim

- Sertlik: İndüksiyon
- Taşlama

Kafa

- Siyah Kaplama

Product Nr. 1475 Clamping Pins

Shank

- Hardness: Induction
- Precision ground

Head

- Black coating

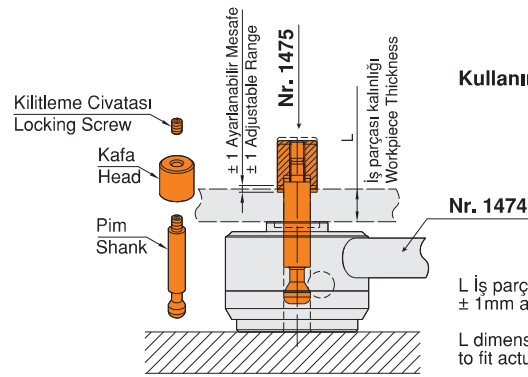
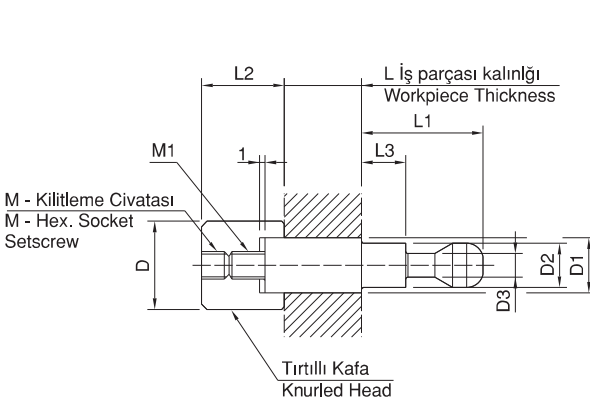


Not

- Talebe göre üretim.

Note

- Custom Clamping Pins are available on request.



Kullanım Şekli / How To Use

- L İş parçası kalınlığında ± 1mm ayarlanabilir.
- L dimension is adjustable by ± 1mm to fit actual workpiece thickness.

Tek Dokunuş Bağlama Civatası

Clamping Screws

Referans Nr.	D1	M	L1	L	D	L2	L3	D2	W	L4	(g)
1476-00012	12	M12	13	38	20	21.5	2	6.5	10	4	40
1476-00016	12	M16	17	38	20	21.5	2	6.5	10	4	55

Ürün Nr. 1476 Tek Dokunuş Bağlama Civatası

- Siyah Kaplama

Product Nr. 1476 Clamping Screws

- Black coating

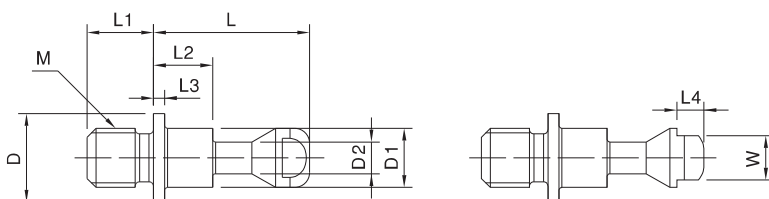


Not

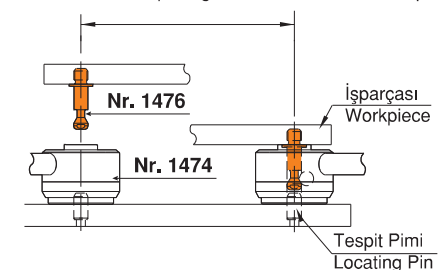
- Özel bağlama vidalar (farklı vida boyları) istek üzerine üretim yapılır.

Note

- Special Clamping Screws (different screw thread sizes) are available on request.



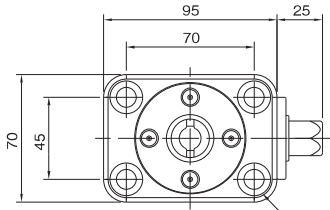
Çektirme civataları önerilen aralık toleransında olmalı
Recommended Spacing Tolerance in Use of Clamping Screws



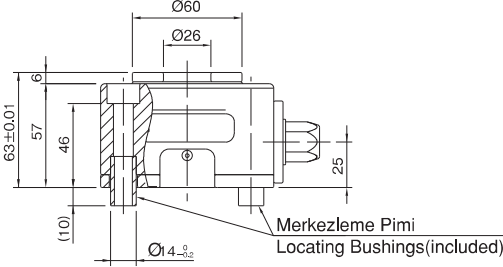
Referans Nr.	Sıkma Kuvveti Clamping Force Kgf	Tork N-m	(kg)
1477-00012	1200	40	2.3

Ürün Nr. 1477 Pimli Bağlama

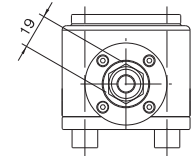
Product Nr. 1477 Power-tool Actuated Block Pull Clamps



Sabitleme Civata Yeri
For M10 Cap Screws



Merkezleme Pimi
Locating Bushings(included)

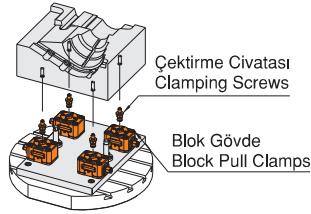


1. 5 Eksen İşleme için İdeal Kullanım

İş parçasının bütün açık yüzeylerini işleme olanağı sağlar.

1. Ideal for 5-Axis Machining

Block Pull Clamps mount under a workpiece making its surfaces to be machined fully open for the cutting tool. This allows completing multiple machining processes at a time.



Çektirme Civatası
Clamping Screws

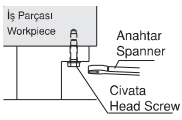
Blok Gövde
Block Pull Clamps

2. Daha iyi İşlenebilirlik

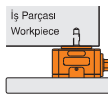
Blok çekme ile daha kolay iş bağlama ve klasik yöntemden daha kullanışlıdır.

2. Better Workability

Block Pull Clamps allow fastening a workpiece easily, unlike the conventional method of fastening with hexagon head screws from below.



Mevcut Uygulama
Conventional Method



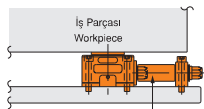
Çektirme Civatası ile Uygulama
Application with pull stud

3. Uzun Anahtar Ünite Kullanımı

Birden fazla farklı parçaları işleme olanağı sağlar.

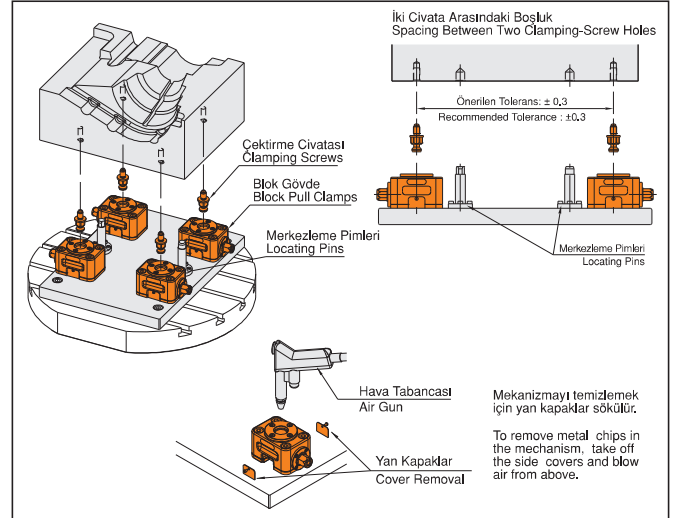
3. Actuated Remote-Control Units

If used in conjunction with Power-Tool Actuated Remote-Control Units, Block Pull Clamps can be installed at the best possible position under the workpiece.



Uzun Anahtar Aktuatörü Ünitesi
Power-Tool Actuated Remote-Control Unit

Kullanım Şekli / How To Use



İki Civata Arasındaki Boşluk
Spacing Between Two Clamping-Screw Holes

Önerilen Tolerans: ±0,3
Recommended Tolerance: ±0,3

Hava Tabancası
Air Gun

Mekanizmayı temizlemek için yan kapacları sökür.
To remove metal chips in the mechanism, take off the side covers and blow air from above.

Yan Kapaclar
Cover Removal

Bağlama Civatası

Clamping Screws

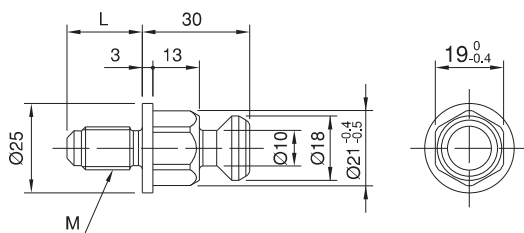
Referans Nr.	M	L	(g)
1478-00012	M12	21	75
1478-00016	M16	28	98

Ürün Nr. 1478 Bağlama Civatası


- Sertleştirilmiş
- Siyah Kaplama

Product Nr. 1478 Clamping Screws

- Hardened
- Black coating



Referans Nr.	Sıkma Yüksekliği Clamping Height				Sıkma Torku Clamping Stroke	L2	L3	L1	L4	W	L	H4	B	Dp
	Finiş Yüzey Temas Finished Surface Contact		Kaba Yüzey Temas Rough Surface Contact											
	Min.	Max.	Min.	Max.										
1479-0618	21.8 (21.8-24.8)	23.8 (23.8-26.8)	21.4 (21.4-24.4)	23.4 (23.4-26.4)	3	22	6	26	11.5	36	18	6	4.3	27
1479-0823	30.3 (30.3-34.3)	32.3 (32.3-36.3)	31.2 (31.2-35.2)	33.2 (33.2-37.2)	4	30	8	35	15.3	45	23	8	5.3	34
1479-1030	30.5 (30.5-34.5)	37 (37-41)	31.5 (31.5-35.5)	38 (38-42)	4	37	8	45	20.7	65	30	12	8.4	48
1479-1240	34.5 (34.5-39.5)	44 (44-49)	37 (37-42)	46.5 (46.5-51.5)	5	45	8	55	25.4	85	40	15	10.5	64

Referans Nr.	H	D	W1	W2	H2	H1	M1	H3	W3	M	Sıkma Kuvveti Clamping Force Kgf	izin Verilen Tork Allowable Screw Torque (N-m)	
1479-0618	56.5	18	8	4.3	10	29	M4	22.8	10	M6	230	6	94
1479-0823	73.5	23	10	5.3	14	39	M5	28.5	13	M8	360	10.5	210
1479-1030	91	30	16	8.4	18	48	M8	45.5	17	M10	600	30	515
1479-1240	114	40	20	10.4	22	58	M10	57	19	M12	750	45	1100

Ürün Nr. 1479 Dönmeli Üstten Bağlama

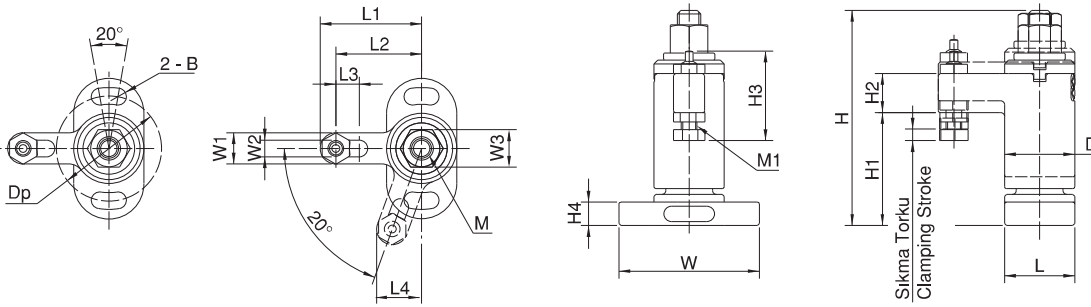
- Gövde**
- Sertleştirilmiş
 - Siyah Kaplama

- Sıkma Mili**
- Siyah Kaplama

Product Nr. 1479 Swing Clamps For Torque Control

- Body**
- Hardened
 - Black coating

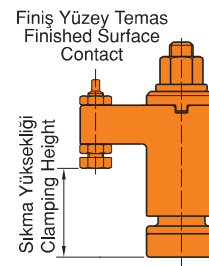
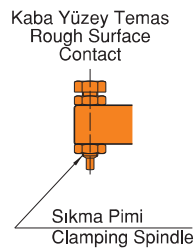
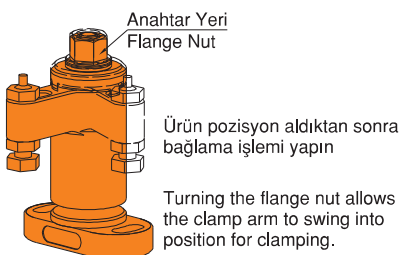
- Clamping Spindle**
- Black coating




- Not**
- Bağlama işlemini tork anahtarı ile yapın.

- Note**
- Make the fastening with a torque wrench.

Kullanım Şekli / How To Use



Referans Nr.	H1	S	S1	M	L2	L1	W	L	H4	d	P	H	D	W1	H2	W2	H3
1480-00012	80	10	11	M12	55	66	90	50	15	11	70	139	50	22	30	19	29
1480-00016	95	10	15	M16	65	79	100	60	20	13	80	165	60	28	35	24	35

Referans Nr.	Sıkma Kuvveti Clamping Force Kgf	Tork Değeri Allowable Screw Torque (N - m)	Sıkıştırma Yönü Clamping Direction	 (kg)
1480-00012	600	28	Saat Yönünde Clockwise	1.6
1480-00016	1000	55	Saat Yönünde Clockwise	2.9



Ürün Nr. 1480 Dönmeli Üstten Bağlama

- Gövde**
- Sertleştirilmiş
 - Siyah Kaplama

- Sıkma Pabucu**
- Sertleştirilmiş
 - Siyah Kaplama

Product Nr. 1480 Swing Clamps

- Body**
- Hardened
 - Black coating

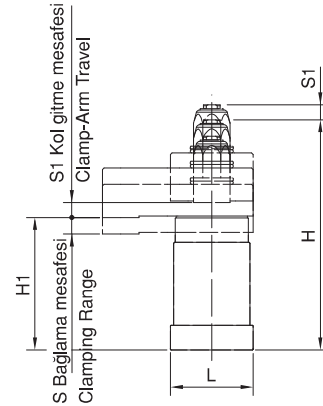
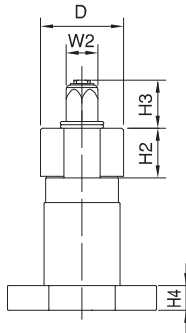
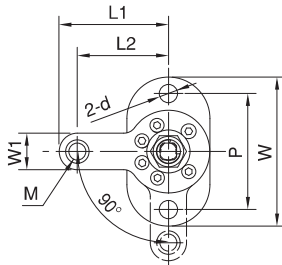
- Clamping Arm**
- Hardened
 - Black coating

Özellikler

- Hızlı bağlama için üründe sıkma anahtarına tepkili mekanizma vardır.
- Kısa bir harekette bağlama işlemi yapar.

Features

- The clamp arm swings in swift response to the turning speed of an impact wrench, for quick clamping.
- A short clamp-arm travel allows quick clamping.



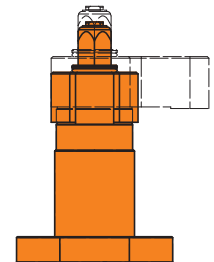
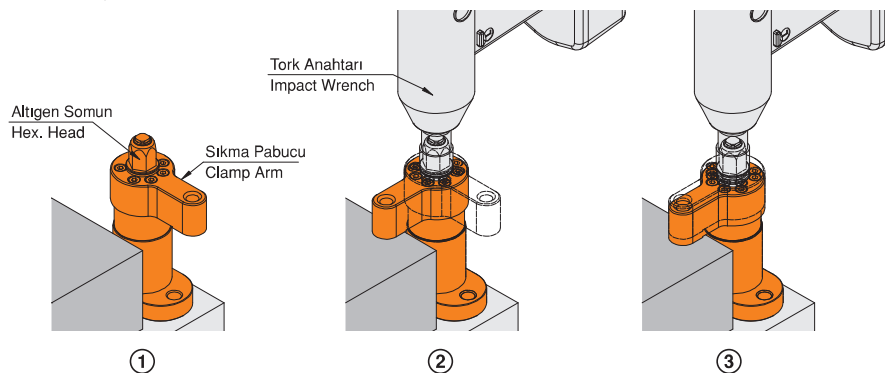
Not

- Bağlama işlemini kesinlikle tork anahtarı ile teknik tabloda verilen tork değerine uygun sıkma işlemi yapınız.

Note

- Do not use applying higher torque than allowable for a long period of time, to avoid damage. Using a torque-settable impact wrench is recommended.

Kullanım Şekli / How To Use



Robot hareketleri için
sıral dönmeli bağlama

For robotized production lines,
use Spiral-Acting Swing Clamps.

Referans Nr.	Sıkma Yüksekliği Clamping Height				Sıkma Torku Clamping Stroke	İnme Torku Advance Stroke	L2	L3	L1	L4	W	L	H5	B
	Finiş Yüzey Temas Finished Surface Contact		Kaba Yüzey Temas Rough Surface Contact											
	Min.	Max.	Min.	Max.										
1481-0100R	22.8	24.8	22.4	24.4	1.0	0.8	22	6	26	11.5	36	18	6	4.3
1481-0100L	(22.3 - 23.3)	(24.3 - 25.3)	(21.9 - 22.9)	(23.9 - 24.9)										
1481-0150R	31.3	33.3	32.2	34.2	1.4	1.1	30	8	35	15.3	45	23	8	5.3
1481-0150L	(30.6-32)	(32.6-34)	(31.5-32.9)	(33.5-34.9)										
1481-0200R	32.5	39	33.5	40	1.5	1.4	37	8	45	20.7	65	30	12	8.4
1481-0200L	(31.7-33.2)	(38.2-39.7)	(32.7-34.2)	(39.2-40.7)										
1481-0300R	36.5	46	39	48.5	1.9	1.7	45	8	55	25.4	85	40	15	10.5
1481-0300L	(33.5-37.4)	(45-46.9)	(38-39.9)	(47.5-49.4)										

Referans Nr.	Dp	H	D	W1	W2	H3	H2	M	H4	R	A	H1	İzin Verilen Çalışma Yüklü Allowable Operating Load (N)	Sıkma Kuvveti Clamping Force Kgf	
1481-0100R	27	49	18	8	4.3	10	30	M4	22.8	50	15	45.8	100	110	112
1481-0100L															
1481-0150R	34	66	23	10	5.3	14	40	M5	28.5	63	20	61.3	150	180	250
1481-0150L															
1481-0200R	48	82	30	16	8.4	18	50	M8	45.5	80	26	76.5	200	220	570
1481-0200L															
1481-0300R	64	100	40	20	10.4	22	60	M10	57	100	33	93	300	350	1200
1481-0300L															

Ürün Nr. 1481 Tek Dokunuş Dönmeli Üstten Bağlama

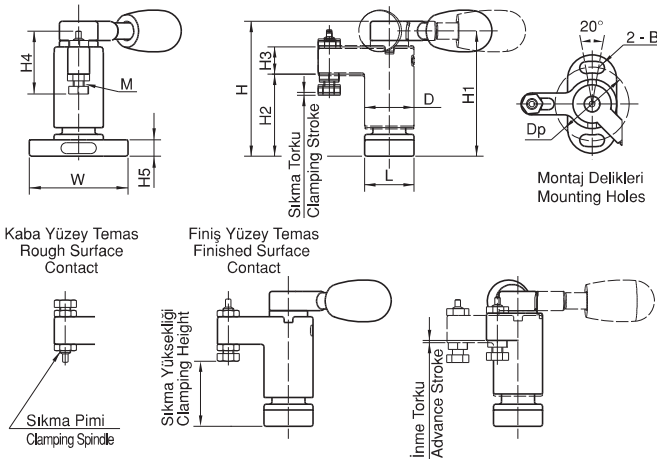
- Gövde**
- Sertleştirilmiş
 - Siyah Kaplama

- Sıkma Mili**
- Siyah Kaplama

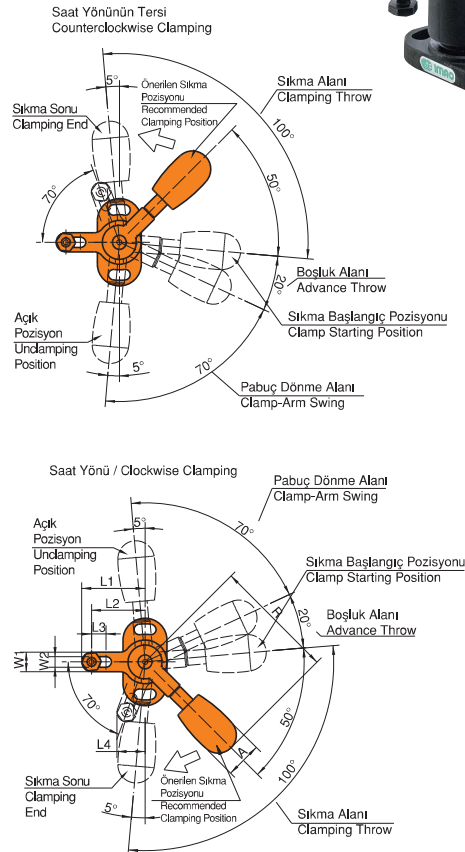
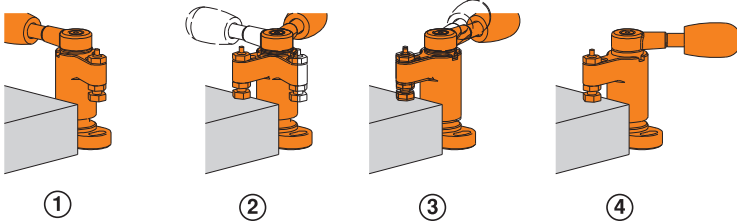
Product Nr. 1481 Swing Clamps

- Body**
- Hardened
 - Black coating


- Clamping Spindle**
- Black coating



Kullanım Şekli / How To Use



Referans Nr.	Sıkma Yüksekliği Clamping Height				Sıkma Torku Clamping Stroke	İnme Torku Advance Stroke	L2	L3	L1	L4	W	L	H5	B
	Finiş Yüzey Temas Finished Surface Contact		Kaba Yüzey Temas Rough Surface Contact											
	Min.	Max.	Min.	Max.										
1482-0150R	31,3 (30.8-31.8)	33,3 (32.8-33.8)	32,2 (31.7-32.7)	34,2 (33.7-34.7)	1	1.5	30	8	35	15.3	45	23	8	5.3
1482-0150L														
1482-0200R	32,5 (31.9-33.1)	39 (38.4-39.6)	33,5 (32.9-34.1)	40 (39.4-40.6)	1.2	1.8	37	8	45	20.7	65	30	12	8.4
1482-0200L														
1482-0300R	36,5 (35.7-37.2)	46 (45.2-46.7)	39 (38.2-39.7)	48,5 (47.7-39.2)	1.5	2.3	45	8	55	25.4	85	40	15	10.5
1482-0300L														

Referans Nr.	Dp	H	D	W1	W2	H3	H2	M	H4	R	A	H1	İzin Verilen Çalışma Yüğü Allowable Operating Load (N)	Sıkma Kuvveti Clamping Force Kgf	
1482-0150R	34	131	23	10	5.3	14	40	M5	28.5	63	19	68	150	150	272
1482-0150L															
1482-0200R	48	167	30	16	8.4	18	50	M8	45.5	80	24	87	200	210	625
1482-0200L															
1482-0300R	64	207	40	20	10.4	22	60	M10	57	100	30	107	300	280	1340
1482-0300L															

Ürün Nr. 1482 Tek Dokunuş Dönmeli Üstten Bağlama

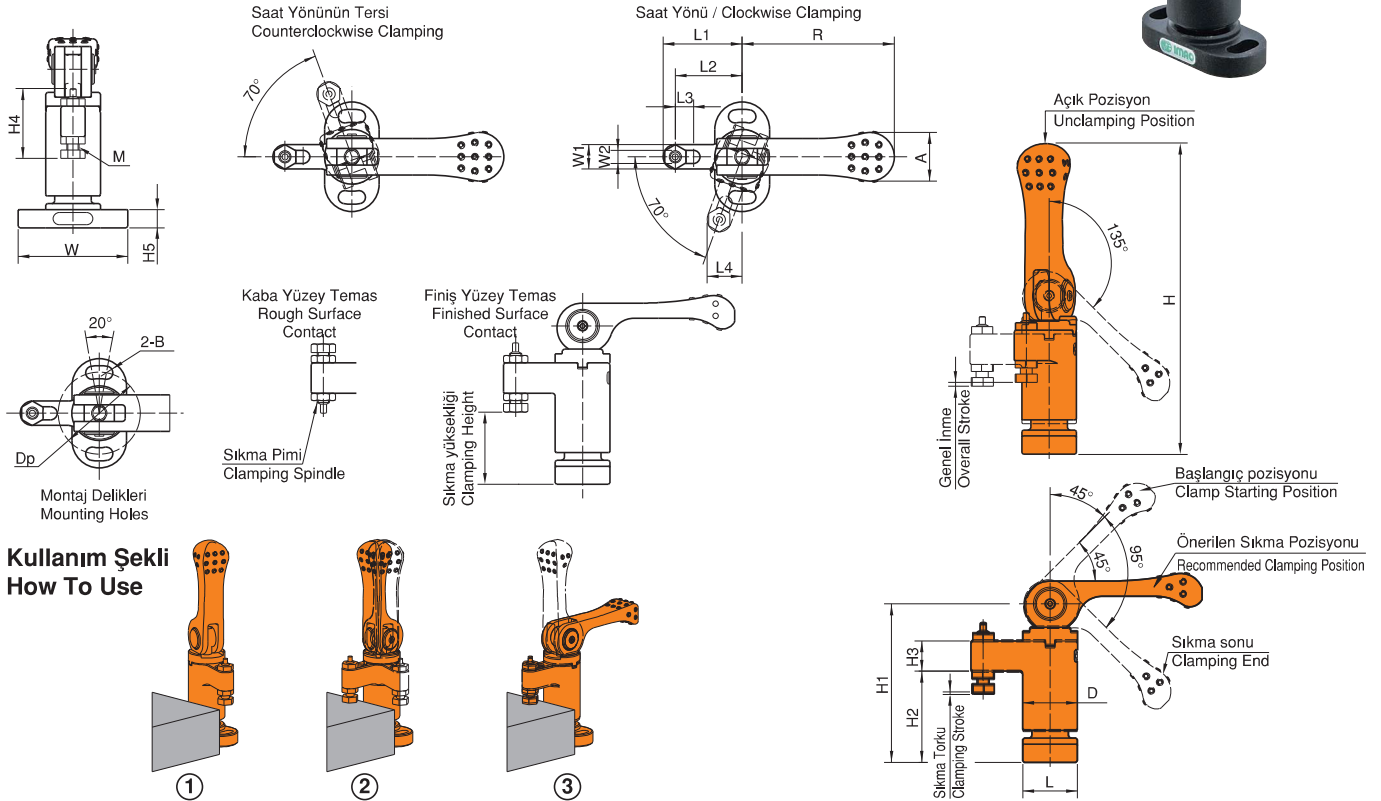
- Gövde**
- Sertleştirilmiş
 - Siyah Kaplama

- Sıkma Mili**
- Siyah Kaplama

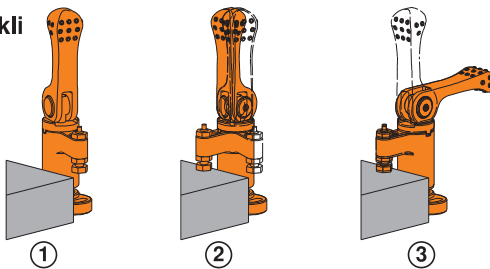
Product Nr. 1482 Swing Clamps With Cam Handle

- Body**
- Hardened
 - Black coating


- Clamping Spindle**
- Black coating



Kullanım Şekli How To Use



Referans Nr.	Sıkma Yüksekliği Clamping Height				Sıkma Torku Clamping Stroke	L2	L5	W	L	H4	d	P	H	L1	L3	W1
	Finiş Yüzey Temas Finished Surface Contact		Kaba Yüzey Temas Rough Surface Contact													
	Min.	Max.	Min.	Max.												
1483-03240	32 (32-29.5)	40 (40-37.5)	35 (35-32.5)	43 (43-40.5)	2.5	20	11	42	18	8	5.5	32	81	25.5	25	26
1483-03748	37 (37-33.5)	48 (48-44.5)	42 (42-38.5)	53 (53-49.5)	3.5	25	14	52	22	10	6.6	40	100	32	31	32

Referans Nr.	W2	H2	H1	M	H3	R	H5	L4	Ayarlanabilir Kol Adjustable Handles	İzin Verilen Yük (N) Allowable Operating Load (N)	Sıkma Kuvveti Clamping Force Kgf	Sıkma Mekanizması Clamping Mechanism	 (g)
1483-03240	22	10	45	M6	24	40	47	16	FKF8-BR	170	240	Vida Screw	242
1483-03748	28	12	55	M8	30.5	65	63	20	FKF8-BR	210	420	Vida Screw	490

Ürün Nr. 1483 Tek Dokunuş Üstten Bağlama

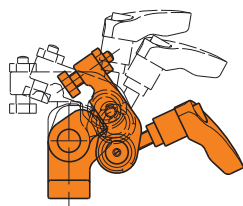
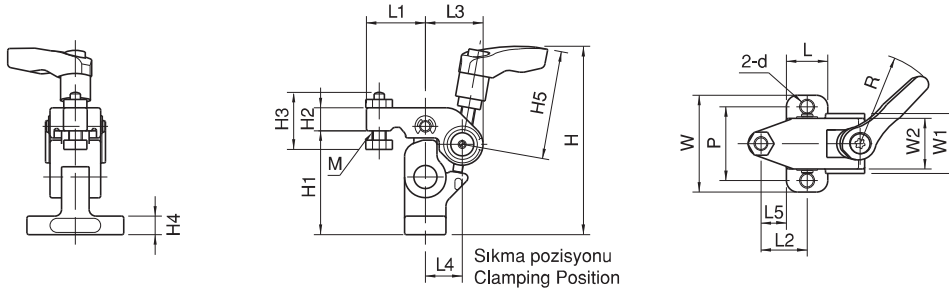
- Gövde**
- Sertleştirilmiş
 - Siyah Kaplama

- Sıkma Mili**
- Siyah Kaplama

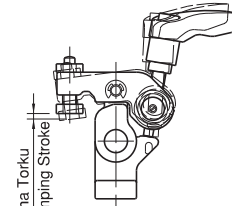
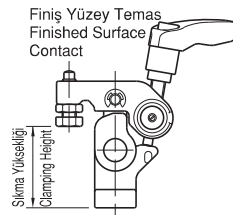
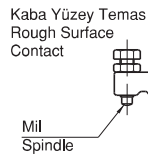
Product Nr. 1483 One-Touch Above Clamping

- Body**
- Hardened
 - Black coating

- Clamping Spindle**
- Black coating

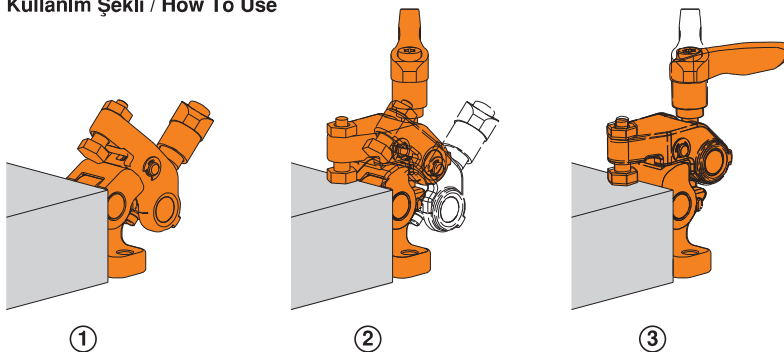


Açık Pozisyon
Unclamped



Ayarlanabilir Mesafe
Clamping Throw

Kullanım Şekli / How To Use




①

②

③

Referans Nr.	A	B	C	D	E	F	G (g6)	H	J (h6)	K	L	M	N	P (±0.02)	Q	R
1484-06501	65	57	10	47	39	70	28	12	6	5	19	M6	42	26	32	25
1484-09001	90	72	15	57	46	95	42	14	8	7	23	M8	60	36	38	28

Referans Nr.	T	U	V	W	Z	Sıkma Kuvveti Clamping Force Kgf	Tork Değeri Allowable Screw Torque (N - m)	 (kg)
1484-06501	15	18	4	M4	M8	400	60	1.1
1484-09001	17	22	6	M5	M10	600	100	2.6

Ürün Nr. 1484 Dış Çap Bağlama

Teknik Özellikler

- Parça tekrarlaması hassasiyeti: ±0.03
- Yumuşak ayak tekrarlaması hassasiyeti: ±0.02

Not

- İş parçası olmadan kilit civatasını sıkmayın.
- Çeneye izin verildiğinden daha derin işlemeyin.

İçindekiler

- 1 adet kilitleme pulu
- 1 adet elmas pim
- 1 imbus civata

Product Nr. 1484 Outer Diameter Clamp

Technical Data

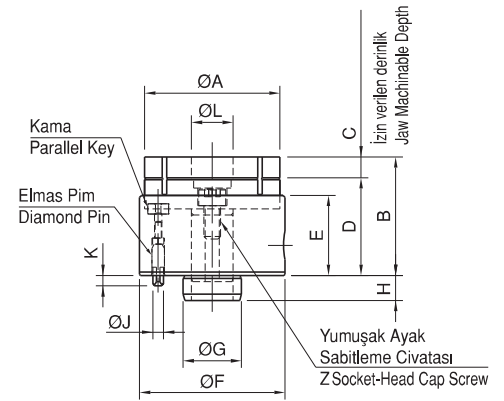
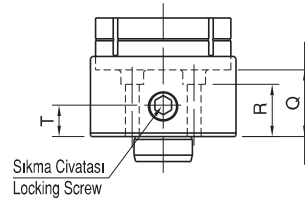
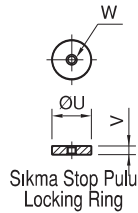
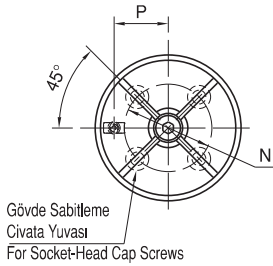
- Part locating repeatability: ±0.03
- Jaw locating repeatability: ±0.02

Notes

- Never tighten the locking screw without a part mounted, to avoid damage and deformation
- Do not machine the jaw deeper than allowed.


Included

- 1 of locking ring
- 1 of diamond pin
- 1 of socket-head cap screw



Yumuşak Ayak

Jaws

Referans Nr.	A	B	C	D	E	F	G	H	J	K	 (g)
1485-06501	65	25	10	15	19	28	18	4	M4	M10	170
1485-09001	90	34	15	19	23	39	22	6	M5	M12	470

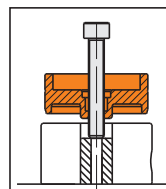
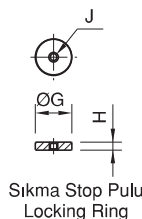
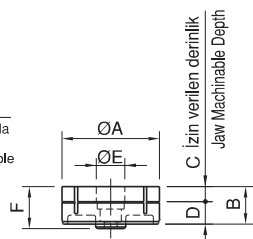
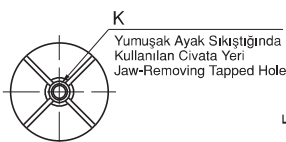

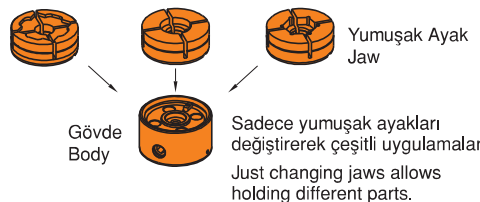
Ürün Nr. 1485 Yumuşak Ayak

- Malzeme: A7075

Product Nr. 1485 Jaws

- Material: A7075

Özellik / Feature



Çene Çıkarma Şekli / How To Remove Jaw

Eğer yumuşak ayak el ile çıkartılamıyorsa civata kullanınız.

When it is hard to remove the jaw by hand, screw a bolt into the jaw-removing tapped hole to push it against the body, for easier removal.

Referans Nr.	d	h (±0.01)	d1 (g6)	h1	M	h2	dp	p (±0.02)	w	h3	M1	İzin Verilen Vida Torku Allowable Screw Torque (N·m)	(kg)
1486-CP125.06501	65	25	28	12	M6	27	42	22	8	12	M8x1.25	15	0.8
1486-CP125.09001	90	30	42	14	M8	30	60	30	8	14	M10x1.5	25	1.7
1486-CP125.12001	120	35	55	18	M10	33	80	43	10	16	M10x1.5	40	3.5
1486-CP125.16001	160	40	63	24	M12	36	110	60	10	18	M12x1.75	40	7.1

Uygun Çene / Proper Jaws					
Dış Form Tutamağı İçin / For External Form Holding			İç Form Tutamağı İçin / For Internal Form Holding		
Referans Nr.	Sıkma Kuvveti Clamping Force (kN)	Sıkma Torku Clamping Torque	Referans Nr.	Sıkma Kuvveti Clamping Force (kN)	Sıkma Torku Clamping Torque
1486-CP126.06501	4.5	Ø 0.3	1486-CP127.06501	4.5	Ø 0.3
1486-CP126.09001	7		1486-CP127.09001	7	
1486-CP126.12001	10		1486-CP127.12001	10	
1486-CP126.16001	12		1486-CP127.16001	10	



Ürün Nr. 1486 İç ve Dış Çap Bağlama

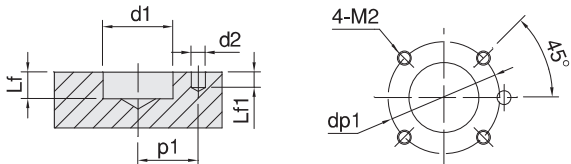
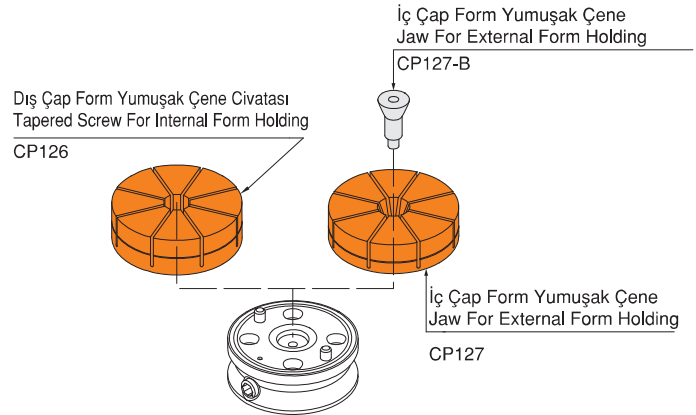
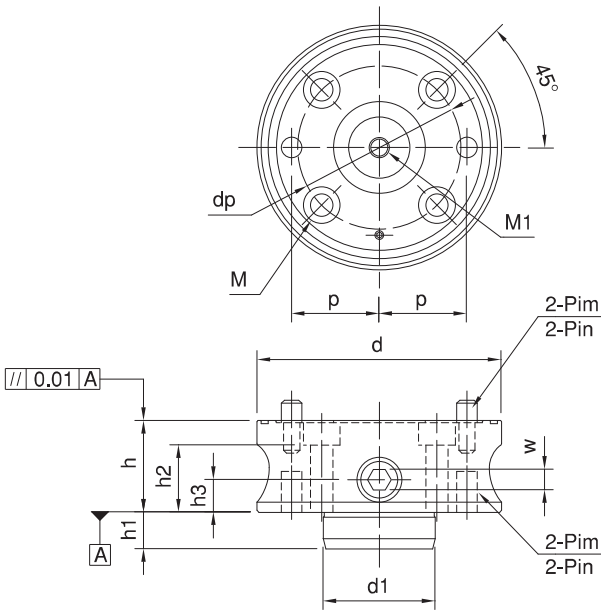
- Nikel Kaplama
- Parça Tekrarlanabilirlik ±0.03
- Yumuşak Ayak Tekrarlanabilirlik ±0.03

Product Nr. 1486 Inner and Outer Diameter Clamp

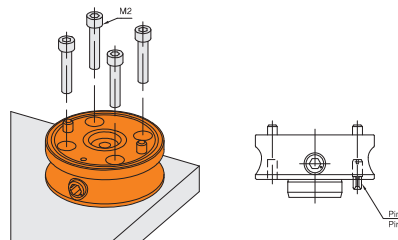
- Nickel Coating
- Part locating repeatability: ±0.03
- Jaw locating repeatability: ±0.03

Not: Yumuşak Ayak Ayrı Sipariş Verilir.

Note: Jaws must be ordered separately.




Referans Nr.	d1 (H7)	Lf	d2 (G7)	Lf1	p1 (±0.02)	M2	dp1
1486-CP125.06501	28	13	6	6	22	M 6x1	42
1486-CP125.09001	42	15	8	8	30	M 8x1.25	60
1486-CP125.12001	55	19	10	11	43	M10x1.5	80
1486-CP125.16001	63	25	12	13	60	M12x1.75	110



Pim Ölçüleri / Pin Dimensions

Referans Nr.	Çap Diameter
1486-CP125.06501	Ø 6h6
1486-CP125.09001	Ø 8h6
1486-CP125.12001	Ø 10h6
1486-CP125.16001	Ø 12h6

Referans Nr.	D	d	h1	h2	M	h	M	d1	t	(g)
1486-CP126.06501	65	21	25	10	M8x20	29	M5	20	4	200
1486-CP126.09001	90	25	35	15	M10x20	40	M6	24	5	500
1486-CP126.12001	120	25	40	20	M10x25	46	M6	24	5	1100
1486-CP126.16001	160	29	45	25	M12x25	52	M8	28	6	2200

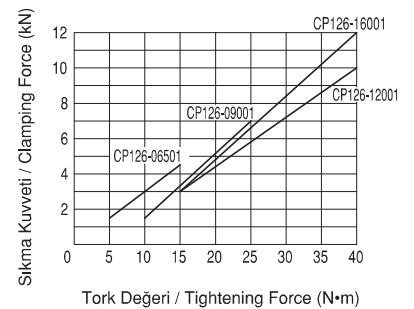
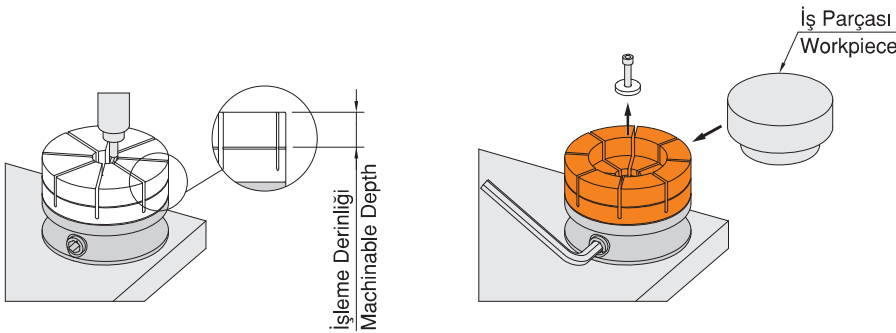
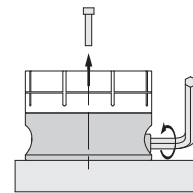
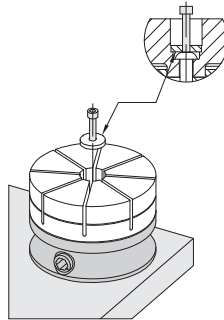
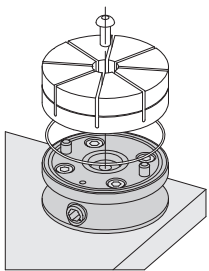
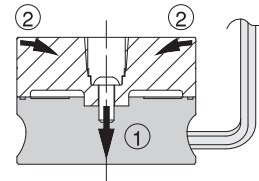
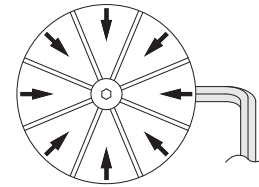
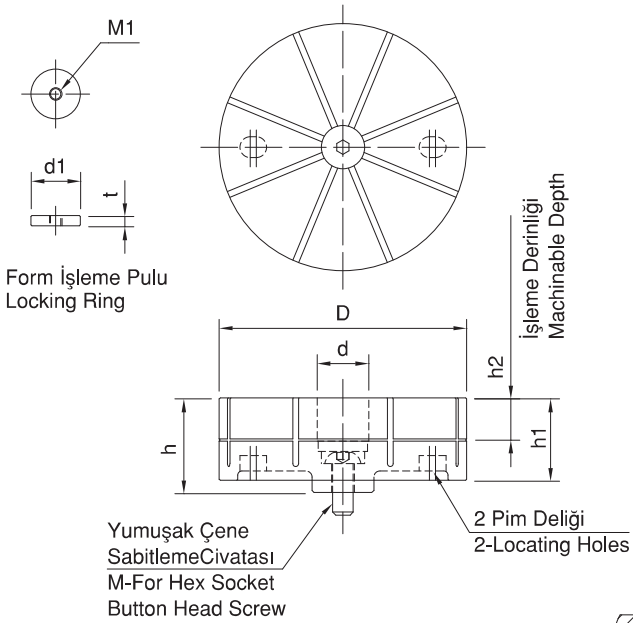


Ürün Nr. 1486 Dış Çap Form Yumuşak Çene

- Malzeme: Alüminyum A7075
- Mavi kaplama
- Sıkma Torku 0.15mm

Product Nr. 1486 Outer Diameter Soft Jaw

- Material: Aluminum A7075
- Blue coating
- Clamping Torque 0.15mm



Referans Nr.	D	h1	h2	h	(g)
1486-CP127.06501	65	25	10	28.5	200
1486-CP127.09001	90	30	15	34.5	400
1486-CP127.12001	120	35	20	40.5	900
1486-CP127.16001	160	40	25	46.5	1900

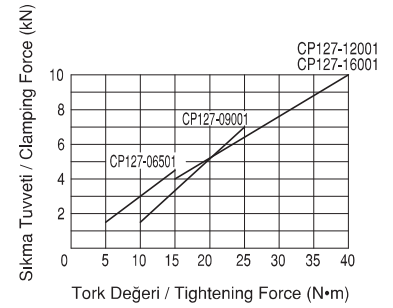
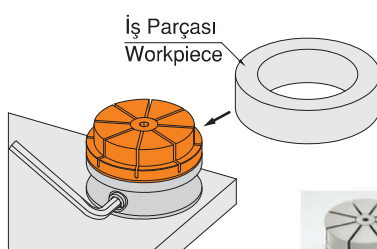
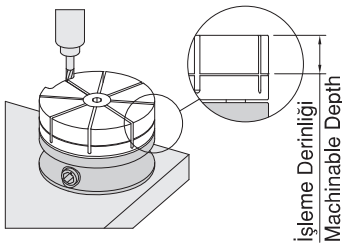
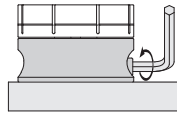
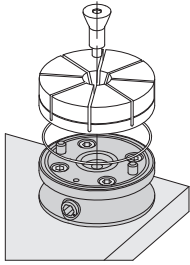
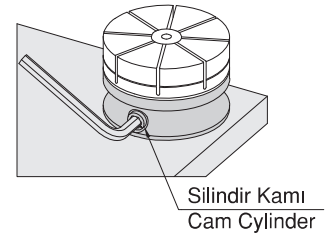
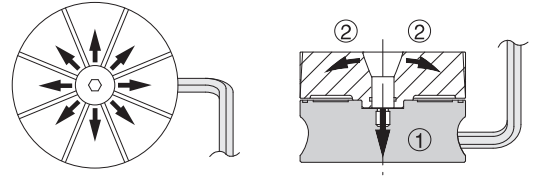
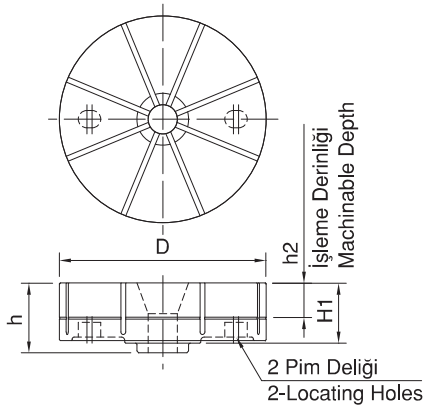


Ürün Nr. 1486 İç Çap Form Yumuşak Çene

- Malzeme: Alüminyum A7075
- Gümüş kaplama
- Sıkma Torku 0.15mm

Product Nr. 1486 Inner Diameter Soft Jaw

- Material: Aluminum A7075
- Silver coating
- Clamping Torque 0.15mm



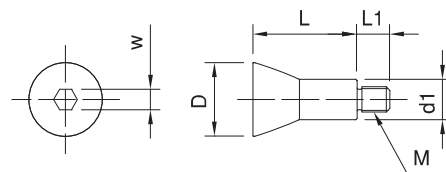
Referans Nr.	D	L	M	L1	d1	w	(g)
1486-CP127.06501B	22.5	29	M8	10	13.2	6	50
1486-CP127.09001B	27	35	M10	11	16	8	80
1486-CP127.12001B	29	41	M10	13	16	8	100
1486-CP127.16001B	33	47	M12	14	18	10	150

Ürün Nr. 1486 İç Çap Form Yumuşak Çene Civatası

- Gümüş kaplama

Product Nr. 1486 Inner Diameter Soft Jaw Bolt

- Silver coating



Referans Nr.	D		H	H1	R	H2		L1	Uygun Civatalar Proper Cap Screws	Sıkma Kuvveti Clamping Force Kgf	
	min.	max.				min.	max.				
1487-04001	19.5	24	9	2.5	R9.5	8	2.6	9.4	M4	200	20
1487-06001	23.5	29	13	4	R11.5	11.5	5	13	M6	500	45
1487-08001	28.5	36	17	5.5	R14	15	6	19	M8	900	90

Ürün Nr. 1487 Delik İçi Bağlama

- Sertleştirilmiş
- Siyah Kaplama

Product Nr. 1487 I.D. Holding Clamps

- Hardened
- Black coating

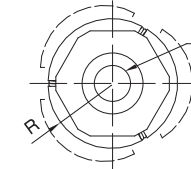


Özellik

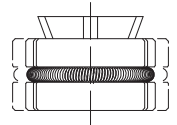
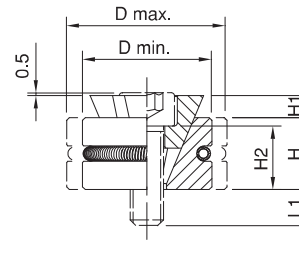
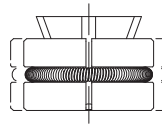
- Bu pabuçlar iş parçasını iç çaptan sıkma işlemi yapar.
- Kamanın konik yapısından dolayı güçlü bir bağlama yapar.
- Uzun strok özelliği ile dökülmüş deliklerde ve kaba deliklerde kullanım olanağı sağlar.

Feature

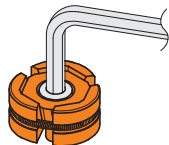
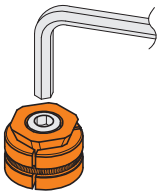
- These clamps hold the inside diameter of the workpiece.
- The wedge construction allows powerfully clamping the workpiece.
- Long clamping stroke is ideal for holding as-cast or roughly-finished holes.



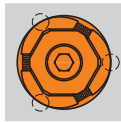
Sabitleme Civata Yeri
For Hex Socket-Head Cap Screws



Kullanım Şekli / How To Use



Açık Konum
Unclamping Mode



Kapalı Konum
Clamping Mode

İş parçasını sıkma anında çizgi halinde temas eder. Finit delikler için tavsiye edilmez. Delik içinde deforme olabilir.

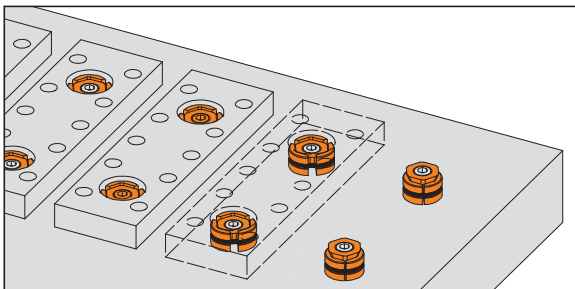
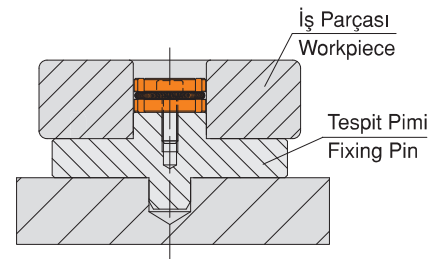
The clamp makes a line contact with the workpiece at the clamping mode. This contact can mar the surface of the workpiece depending on its materials, and using these clamps for accurately finished holes is not recommended.

Not


- Doğru bir merkezleme işlemi aşağıdaki görsel gibidir.

Notes

- For accurate locating, use these clamps with a locator as shown below.



2'li bağlama uygulama örneğidir.
Example of application where two I.D. Holding Clamps are used.

Referans Nr.	d		h		h1	M	L1	W	Sıkma Kuvveti Clamping Force kgf	Tork Değeri Allowable Screw Torque (N - m)	
	min.	max.	d min.	d max.							
1487-04001A	8	10.3	5.5	4.6	0.9	M4x12	7.3	2.5	900	2.1	3
1487-05001A	10	12.3	6.4	5.6	1.1	M5x15	9.1	3.	1500	4.3	5
1487-06001A	12	16.3	8.6	7	1.3	M6x18	11.2	4.	2100	7.3	9
1487-08001A	16	22	11.5	9.4	1.6	M8x25	16.2	5	4000	18	22
1487-04001B	8	10.3	5.5	4.6	5.1	M4x12	7.1	3	1500	2.7	4
1487-05001B	10	12.3	6.4	5.6	6.2	M5x15	9	4	2500	5.4	7
1487-06001B	12	16.3	8.6	7	7.9	M6x18	10.6	5	5000	9.1	11
1487-08001B	16	22	11.5	9.4	10.4	M8x25	15.4	6	9000	25	28



Ürün Nr. 1487 Delik İçi Bağlama

- Sertleştirilmiş
- Siyah Kaplama

Product Nr. 1487 I.D. Holding Clamps

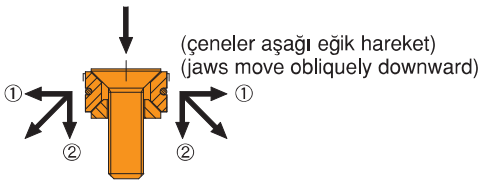
- Hardened
- Black coating

Özellik

- Bu bağlamalar / clampler iş parçasının iç çapından tutar.
- İş parçasını Kama Konstrüksiyon güçlü sıkmasını sağlar.
- Uzun sıkma stroku döküm veya kabaca bitmiş delikleri tutmak için idealdir.

Features

- These clamps hold the inside diameter of the workpiece.
- The wedge construction allows powerfully clamping in the workpiece.
- Long clamping stroke is ideal for holding as-cast or roughly-finished holes.



- ① İş parçasına karşı yatay basınç
Horizontal pressure against workpiece
- ② İş parçasının yükselmesini engelleyen dikey basınç.
Vertical pressure preventing workpiece lift

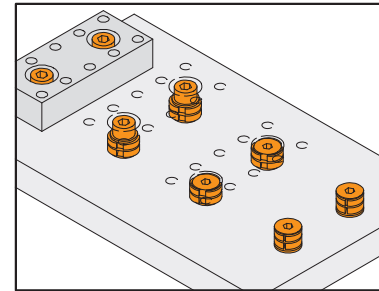
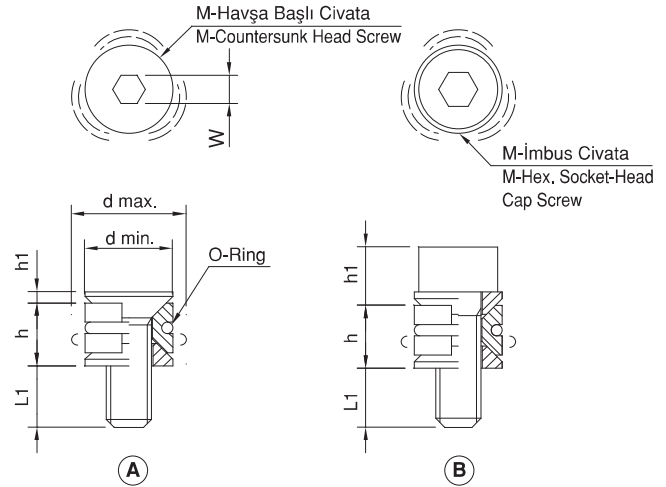
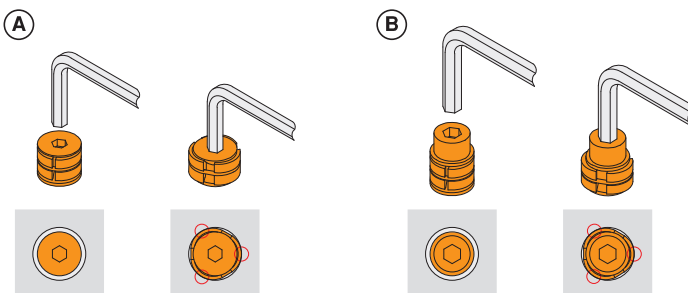
Kullanım Şekli / How To Use

Not

- Pabuç iş parçasını sıkma modundayken bağlantı hattına temas eder. Kendi meteryallerine bağlı iş parçası yüzeyini işaretleyebilirsiniz ama bitmiş / finish delikler için bu pabuçların kullanılması tavsiye edilmez.

Notes

- The clamp makes a line contact with the workpiece at the clamping mode. This contact can mark the surface of the workpiece depending on its materials and using these clamps for accurately finished holes is not recommended.



Delik içi bağlamaların kullanıldığı iki kompakt uygulamalardan örnek.

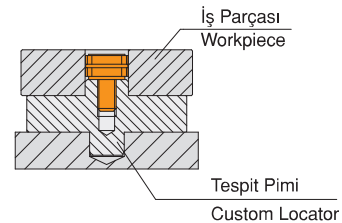
Example of applications where two compact ID holding clamps are used.

Not

- Aşağıda gösterildiği gibi doğru yer tespiti için, bir konum belirleyici ile bu pabuçları kullanın.

Notes

- For accurate locating, use these clamps with a locator as shown below.



Referans Nr.	Ayarlanabilir İş parçası çapları Adaptable Workpiece Dia.	d1	d2	h2	h1	d ₀ (-0,05)	h	M	L	w	M1	L1	dp	Sıkma Kuvveti Clamping Force Kgf	Tork Değeri Allowable Screw Torque (N - m)	İzin Verilen Boşluk Recommended Range of Expansion of Dia	İzin Verilen Açılma Çapı Allowable Expansion of Dia	(g)
1488-00004	Ø7.1-Ø12.4	12.4	7.1	15	16	29.72	21.8	M4	7.2	3	M3	6	21	420	5	0.07	0.13	45
1488-00006	Ø12.2-Ø14.2	14.2	12.2	15	19	31.5	24.9	M6	11.2	5	M3	6	23.1	440	17	0.08	0.23	60
1488-00008	Ø13.5-Ø20	20	13.5	15	19	37.5	24.9	M8	13.2	6	M3	6	29	1100	34	0.08	0.30	95
1488-00010	Ø18-Ø27	27	18	17.5	22.2	50	28.6	M10	16.3	8	M4	7	39.4	2000	60	0.08	0.35	190
1488-00012	Ø23-Ø35.3	35.3	23	20.6	25.4	56	31.8	M12	20.3	10	M4	7	45.5	2600	150	0.08	0.35	300
1488-0016A	Ø29.3-Ø42	42	29.3	27	31.8	69.5	39.6	M16	21.4	14	M5	13	55.9	4400	280	0.08	0.35	570
1488-0016B	Ø29.3-Ø51.5	51.5	29.3	27	31.8	75.5	39.6	M16	21.4	14	M5	13	63.9	4400	280	0.08	0.35	750
1488-0016C	Ø29.3-Ø77.7	77.7	29.3	32.3	37.6	107.5	45.5	M16	19.3	14	M6	14	92.6	4400	280	0.15-0.4	0.60	1800
1488-0016D	Ø29.3-Ø103	103	29.3	32.3	37.6	132.9	45.5	M16	19.3	14	M6	14	118.1	4400	280	0.15-0.4	0.60	2900
1488-0016E	Ø29.3-Ø175	175	29.3	32.3	37.6	132.9	45.5	M16	19.3	14	M6	14	118.1	4400	280	0.15-0.4	0.80	6500
1488-0016F	Ø29.3-Ø250.2	250.2	29.3	32.3	37.6	152.4	45.5	M16	19.3	14	M6	14	133.4	2600	170	0.15-0.4	0.80	4800

Ürün Nr. 1488 Delik İçi Bağlama

- Gövde**
- Siyah Kaplama

- Civata**
- Sertleştirilmiş

Özellik

- Delik çapından tutma işlemi yapar
- Mükemmel kullanımıyla birden fazla sıkma seçeneği sağlar
- Sağ tarafta görüldüğü gibi hidrolik çekme ile de kullanım olanağı sağlar.
- İş parçasına göre ayarlama olanağı sağlar

Not

- İşlenmiş olan parçaların köşeleri minimum 0.5 köşe olmalı. Radüs olabildiğince büyük olmalı
- İş parçasının deliği radüse denk gelirse burç kullanın
- İsteğe bağlı dış çap ölçü değişikliği yapabiliriz.

Product Nr. 1488 I.D. Holding Clamps

- Body**
- Black coating

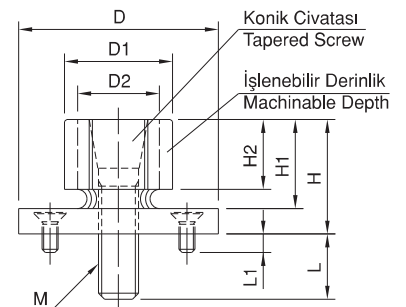
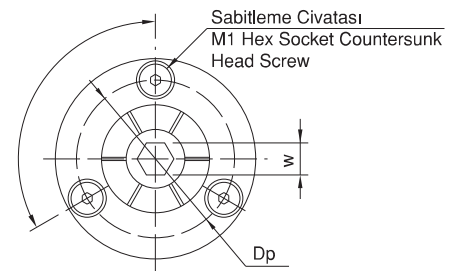
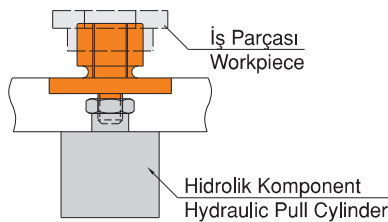
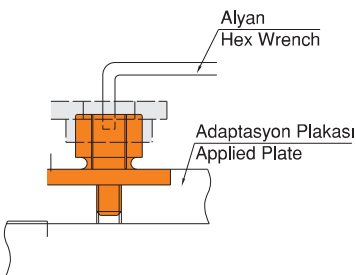
- Tapered Screw**
- Hardened

Features

- Can hold workpieces on an inside diameter.
- Perfect for multiple-parts holding arrangement.
- Using hydraulic pull cylinders to clamp instead of using hex wrenches allows automation.
- Can be machinable to suit your workpieces.

Notes

- The minimum radius of corners at the machined part should be 0.5mm for clamping small workpieces. To prevent stress concentration on these corners, make the radius as large as possible.
- If the radius will interfere with the bottom of the workpiece bore, we suggest a ring or rest-pads be fixed to the flange.

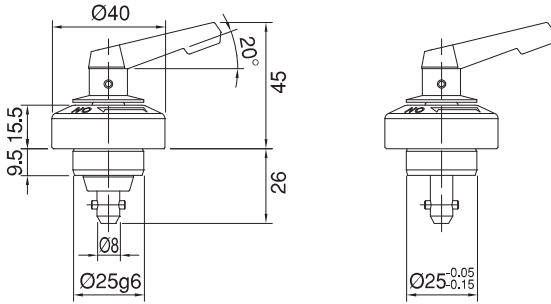
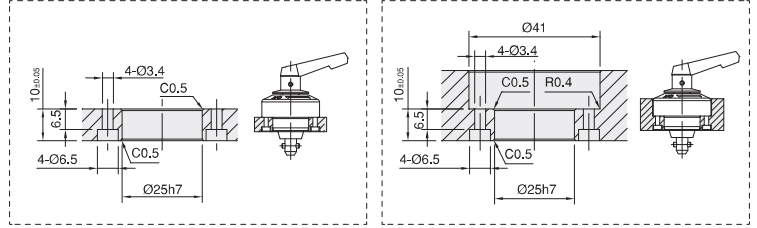
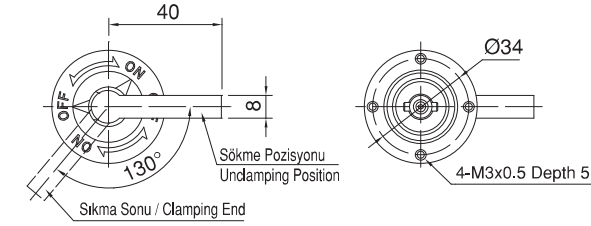


Referans Nr.	Sıkma Kuvveti Clamping Force (N)	Kaldırma Kuvveti Lifting Force (N)	(g)
1489-0840R.06	600	100	220
1489-0840R.06N	700	-	215



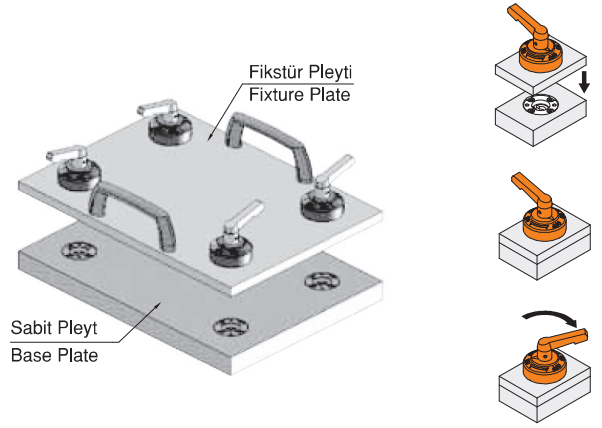
Ürün Nr. 1489 Tek Dokunuş Bağlama
• Siyah Kaplama

Product Nr. 1489 Single Touch Clamp
• Black coating



0840R.06

0840R.06N



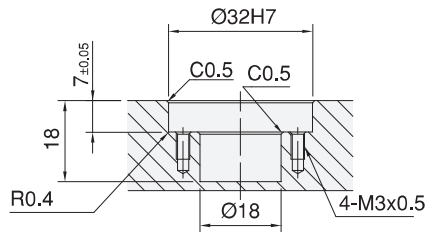
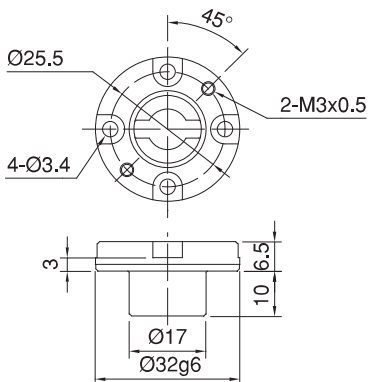
Referans Nr.	(g)
1489-0840R	32

Ürün Nr. 1489 Tek Dokunuş Bağlama Burcu
• Siyah Kaplama

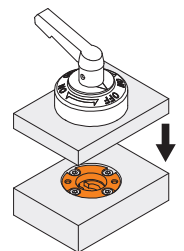
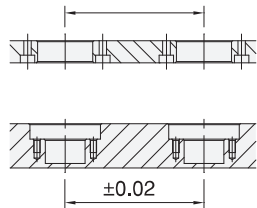
Product Nr. 1489 Single Touch Clamping Bush
• Black coating

Tek Dokunuş Bağlama Burcu

Single Touch Clamping Bush



Tolerans / Tolerance ±0.02



Referans Nr.	D (g6)	H	D1	H1	M	H2	M1	Dp	Kaldırma Kuvveti Lifting Force (N)	(g)
1489-16032K	32	6.5	20	7	M3	3	M3x0.5	25,5	110	60
1489-25050K	50	10	32	9	M4	5	M4x0.7	42	180	160
1489-38070K	70	15	48	14	M5	9	M5x0.8	60	400	508
1489-56095K	95	22	70	21	M6	15	M6x1.0	84	690	1451

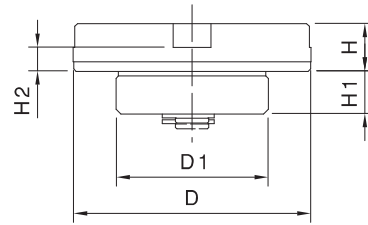
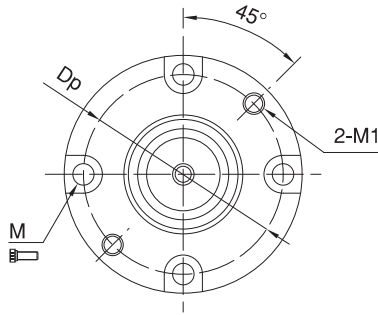


Ürün Nr. 1489 Konumlama Burcu (Kapalı)

- Kaldırma kuvveti hareketli konik burcu yukarı itmek için yay kuvvetini kullanır.(N)
- Vidalar doğru sırayla sıkılmadığında tekrarlanabilirlik 0.01 aşabilir.
- Toplam yük, maksimum yük kapasitesini aşıyorsa, tekrarlanabilirlik 0.01 aşabilir.

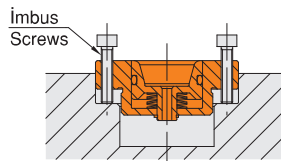
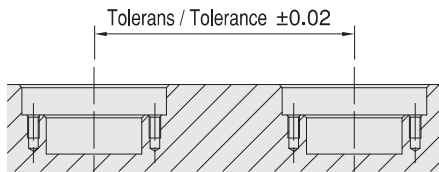
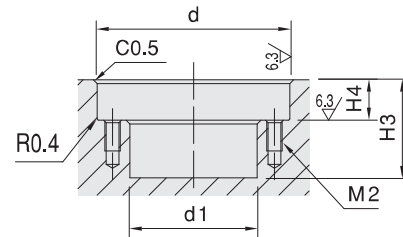
Product Nr. 1489 Positioning Bush (Blind)

- The lifting force is the power of the inner spring of the body to push up the movable tapered bushing.(N)
- If the screws are not tightened in the correct order, the locating repeatability may exceed 0.01
- If the total load exceeds the maximum loading capacity, the locating repeatability may exceed 0.01

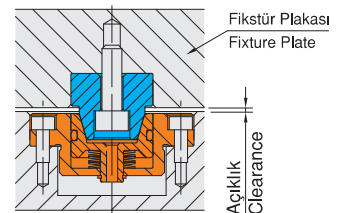
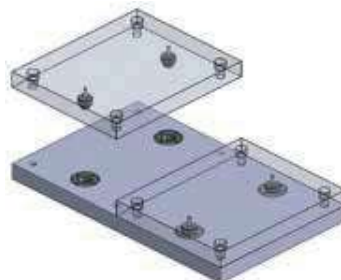
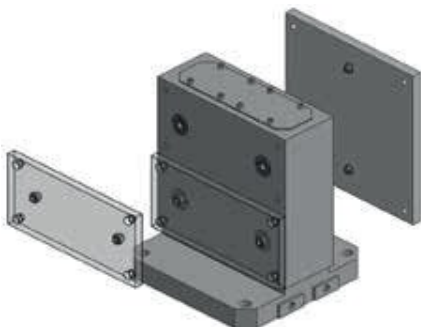



Montaj Detayı / Mounting Details

Referans Nr.	d (H7)	H4 (±0.05)	d1	H3	M
1489-16032	32	7	21	18	M3x0.5
1489-25050	50	10.5	33	24	M4x0.7
1489-38070	70	15.5	49	35	M5x0.8
1489-56095	95	22.5	71	51	M6x1.0



Uygulama Örneği / Application Example

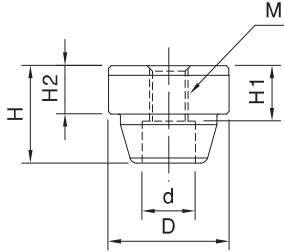


Referans Nr.	D (g6)	H2	H	M	H1	d	
1489-16032	16	5.5	11.5	M5x0.80	6	8	18
1489-25050	25	10	20	M8x1.25	11.5	11	49
1489-38070	38	15	29.5	M10x1.50	18	14	176
1489-56095	56	22	43.5	M16x2.00	28.5	20	569



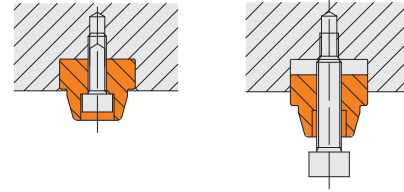
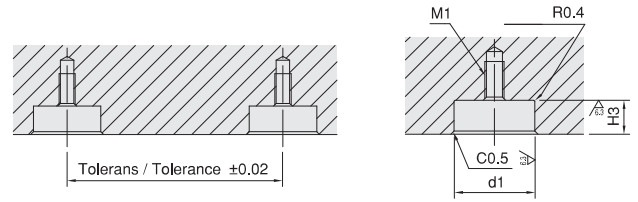
Ürün Nr. 1489 Konumlama Pimi


Product Nr. 1489 Positioning Pin



Montaj Detayı / Mounting Details

Referans Nr.	d1 (H7)	H3 (±0.05)	M1
1489-16032	16	6	M4x0.7
1489-25050	25	10.5	M6x1.00
1489-38070	38	15.5	M8x1.25
1489-56095	56	22.5	M12x1.75



Referans Nr.	D	H	M	W	
1489-16032P	12	4	M3x0.5	2	3
1489-25050P	19	6	M4x0.7	2.5	5
1489-38070P	29	7	M5x0.8	3	14
1489-56095P	44	8	M6x1.0	4	35

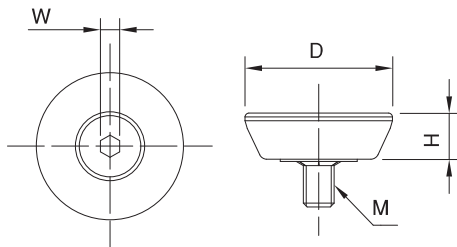
Konumlama Pimi Kapağı

Positioning Pin Cover

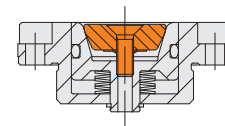


Ürün Nr. 1489 Konumlama Pimi Kapağı


Product Nr. 1489 Positioning Pin Cover



Montaj Detayı / Mounting Details





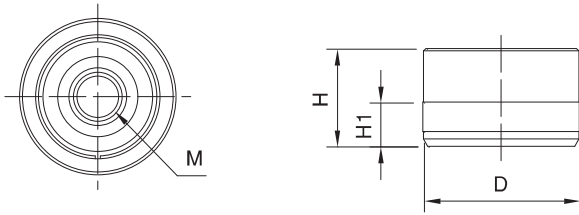
Referans Nr.	D	H	H1	M	Kaldırma Kuvveti Lifting Force (N)	
1489-12025A	25 $\begin{smallmatrix} +0.028 \\ -0.018 \end{smallmatrix}$	16	8	M8x1,25	540	46
1489-15032A	32 $\begin{smallmatrix} +0.031 \\ -0.021 \end{smallmatrix}$	20	9	M10x1.50	600	92
1489-20045A	45 $\begin{smallmatrix} +0.031 \\ -0.021 \end{smallmatrix}$	26	11	M14x1.50	780	230

Ürün Nr. 1489 Konumlama Burcu (Açık)

- Kaldırma kuvveti hareketli konik burcu yukarı itmek için yay kuvvetini kullanır. (N)
- Vidalar doğru sırayla sıkılmadığında tekrarlanabilirlik 0.01 aşabilir.
- Toplam yük, maksimum yük kapasitesini aşıyorsa, tekrarlanabilirlik 0.01 aşabilir.

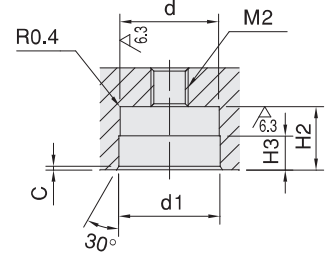
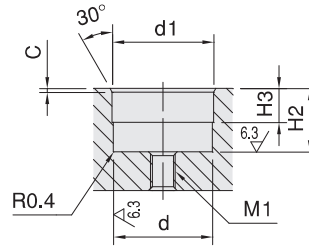
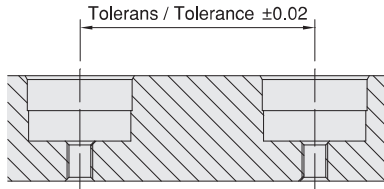
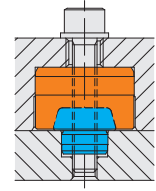
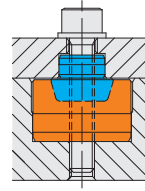
Product Nr. 1489 Flex Locator Bushings (Through)

- The lifting force is the power of the inner spring of the body to push up the movable tapered bushing. (N)
- If the screws are not tightened in the correct order, the locating repeatability may exceed 0.01
- If the total load exceeds the maximum loading capacity, the locating repeatability may exceed 0.01

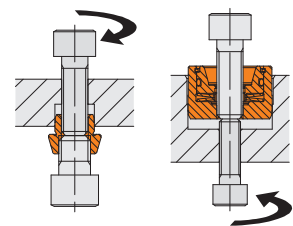
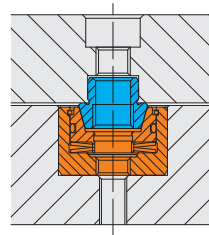




Montaj Detayı / Mounting Details

Referans Nr.	d (H6)	H2 (±0.05)	d1	H3	M1	M2
1489-12025	25	16.5	25.2	8	M6x1.00	M10x1.50
1489-15032	32	20.5	32.2	11	M8x1.25	M12x1.75
1489-20045	45	26.5	45.2	15	M12x1.75	M16x2.00



Uygulama Örneği / Application Example

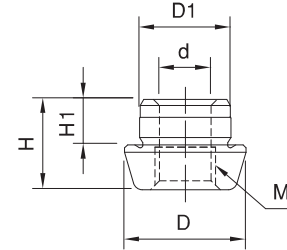


Referans Nr.	D1 (p6)	H1	D	H	M	d	
1489-12025	12	4.5	15	10	M10x1.50	8.5	6
1489-15032	15	7.5	20	15	M12x1.75	10.2	16
1489-20045	20	10	30	20	M16x2.00	14	47



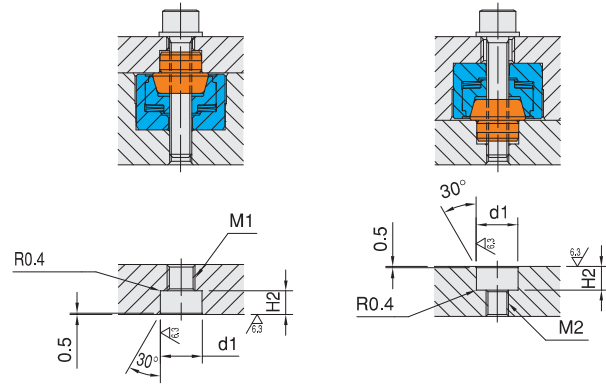
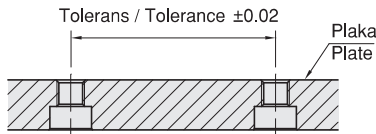
Ürün Nr. 1489 Konumlama Pimi

Product Nr. 1489 Positioning Pin



Montaj Detayı / Mounting Details

Referans Nr.	d (H6)	H2	M1	M2
1489-12025	12	5.5	M8x1.25	M6x1.00
1489-15032	15	8.5	M10x1.50	M8x1.25
1489-20045	20	11	M14x1.50	M12x1.75



Referans Nr.	D	H	D1	M	
1489-12025P	15	10	9	M4x0.7	2
1489-15032P	19	13	11	M5x0.8	5
1489-20045P	29	18	16	M6x1.0	17

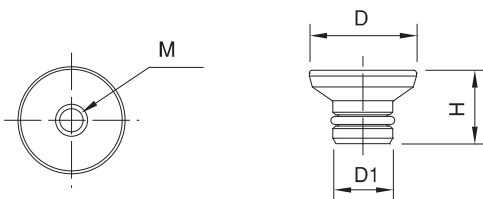
Konumlama Pimi Kapağı

Positioning Pin Cover

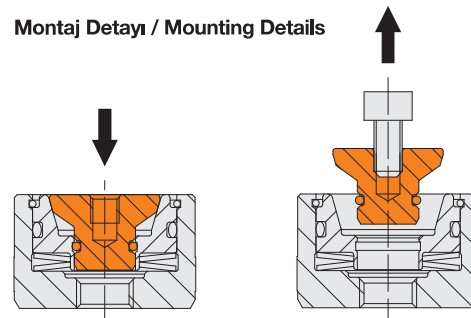


Ürün Nr. 1489 Konumlama Pimi Kapağı

Product Nr. 1489 Positioning Pin Cover



Montaj Detayı / Mounting Details



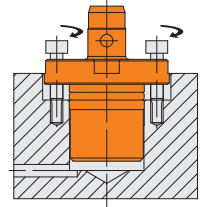
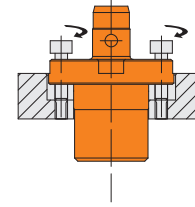
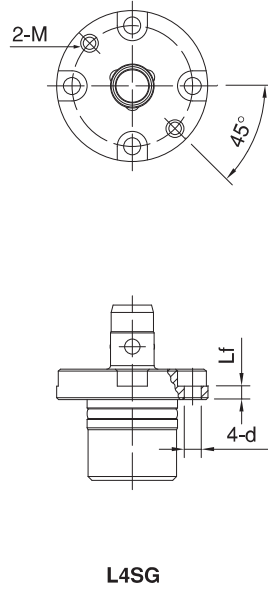
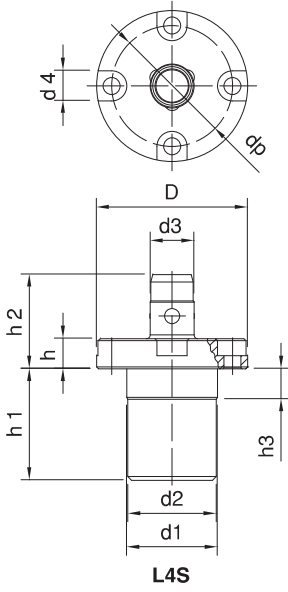
Referans Nr.	d1 g6	h3	d2	h1	D	h	d3 (h8)	h2	d	Lf	d4	dp	M	Hava Basıncı Air Pressure (MPa)	Sıkma Kuvveti Clamping Force (N)	(g)
1489-18L4S	24	8	23.4	29.5	40	8	12	11	4.5	3.5	8	32	-	0.5	250	154
1489-26L4S	32	8.5	31.4	31.7	51	9.5	16	16	5.5	4	9.5	41	-	0.5	350	289
1489-18L4SG	24	8	23.4	29.5	40	8	12	11	4.5	3.5	8	32	M4x0.7	0.5	250	136
1489-26L4SG	32	8.5	31.4	31.7	51	9.5	16	16	5.5	4	9.5	41	M5x0.8	0.5	350	252

Ürün Nr. 1489 Pnömatik Bağlama

- Nikel Kaplama
- Tekrarlama Hassasiyeti ±10µm

Product Nr. 1489 Pneumatic Clamp

- Nickel Coating
- Repeat Accuracy ±10µm



Pnömatik Bağlama Burç

Pneumatic Clamping Bush

Referans Nr.	D1 g6	h2	d2	h1	D	h	d e7	d1	Lf	d3	M	dp	(g)
1489-18BU	20	7.5	19.6	10.5	36	8	12.1	4.5	3.5	8	M4x0.7	28	57
1489-26BU	25	7	24.6	11	44	9.5	16.1	5.5	4	9.5	M5x0.8	34	97

Ürün Nr. 1489 Pnömatik Bağlama Burç

- Nikel Kaplama
- Tekrarlama Hassasiyeti ±10µm

Product Nr. 1489 Pneumatic Clamping Bush

- Nickel Coating
- Repeat Accuracy ±10µm

