

Kalıp Yükleme Tablası

TR Kalıp arabasına veya forklift araçlarına montaj özelliği ile birlikte kolaylıkla sabitlenip kullanılabilir.



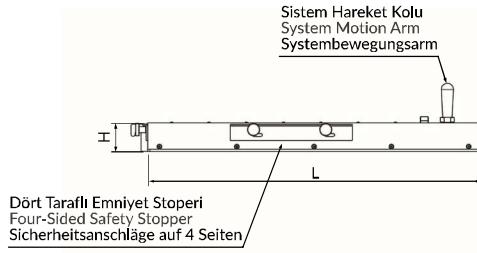
Mold Transport Tray

EN It can be mounted on mold cart or forklifts and can be easily used.

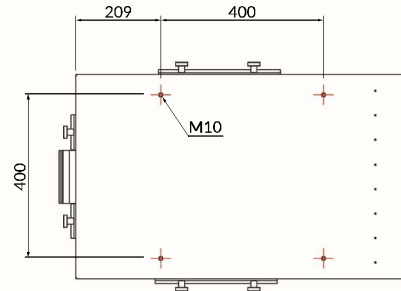
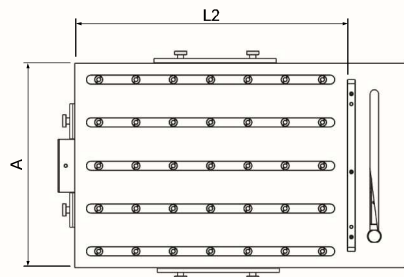
Werkzeugtransportplatte

DE Sie kann auf Werkzeugwagen oder Gabelstaplern montiert werden und ist einfach zu bedienen.

Referans Nr. Order No Referenz Nr.	A	L2	H	L	Kapasite Capacity Kapazität
1024-500670	500	670	71	1015	1 Ton 1 Tonne



Taşıma Arabası ve Benzer Ekipmanlar İçin Montaj Delikleri
Mounting Holes For Transport Tray and Similar Equipment
Montagelöcher für Transportwagen oder ähnliche Systeme



Kalıp Yükleme Tablası Uygulamaları / Mold Transport Tray Applications / Anwendungsbeispiele für Werkzeugwechselwagen



Kalıp Yükleme Tablası
Mold Transport Tray
Werkzeugtransportplatte



Kalıp Yükleme Tablası (Arabalı)
Mold Transport Tray (Trolley)
Werkzeugwechselwagen



Kalıp Yükleme Tablası (Elektrikli Forklift)
Mold Transport Tray (Electric Forklift)
Elektrischer Werkzeugwechselwagen



Kalıp Yükleme Tablası (Forklift)
Mold Transport Tray (Forklift)
Werkzeugwechselwagen (Gabelstapler)