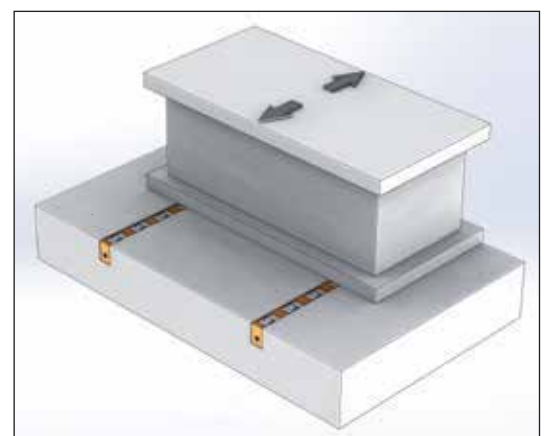
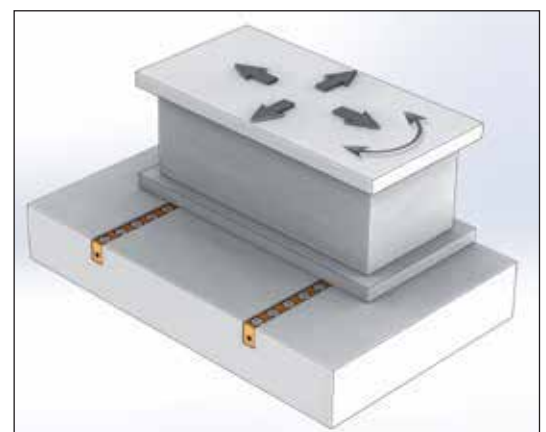


Outline Dimensions	D□8 Serial
Processing Size for Plate (U-slot)	

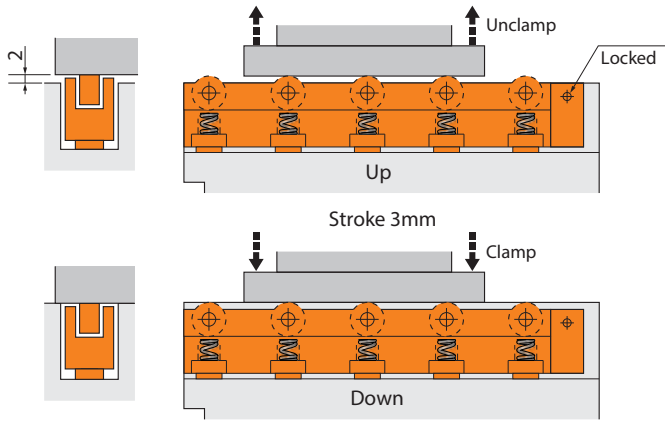


Model DLS Movement Direction

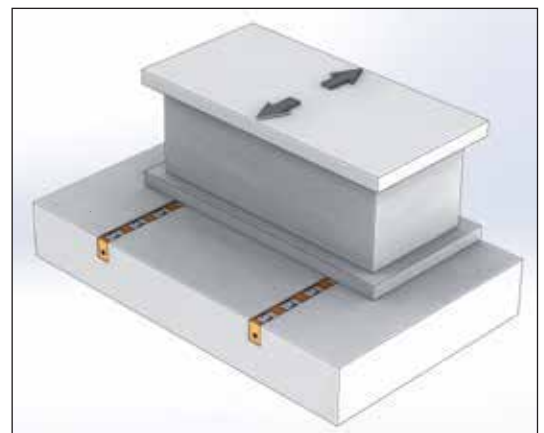
Referans Nr.	L	D□8					
		DLS18			DBS18		
		Roller (DLS)		Capacity kg	Ball (DBS)		Capacity kg
1022-0200	200	3	4	200	5	6	150
1022-0300	300	5	6	300	7	8	200
1022-0400	400	6	7	350	10	11	275
1022-0500	500	8	9	450	12	13	325
1022-0600	600	9	10	500	15	16	400
1022-0700	700	11	12	600	17	18	450
1022-0800	800	12	13	650	20	21	525
1022-0900	900	14	15	750	22	23	575
1022-1000	1000	15	16	800	25	26	650



Model DBS Movement Direction

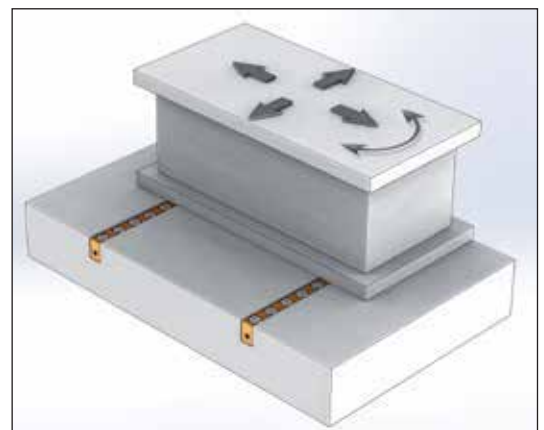


Outline Dimensions	D \square 22 Serial
Processing Size for Plate (U-slot)	

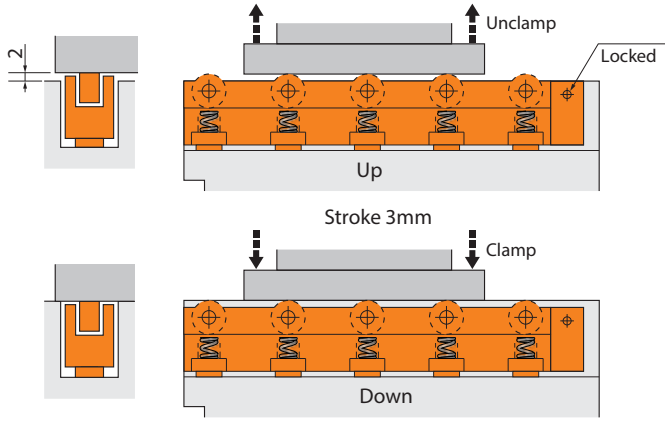


Model DLS Movement Direction

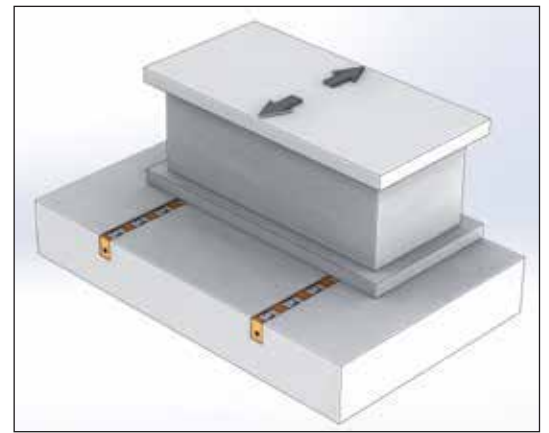
Referans Nr.	L	D \square 22					
		DLS22			DBS22		
		Roller (DLS)		Capacity kg	Ball (DBS)		Capacity kg
1022-0200	200	3	3	240	5	5	200
1022-0300	300	5	5	400	7	7	280
1022-0400	400	6	6	480	10	10	400
1022-0500	500	8	8	640	12	12	480
1022-0600	600	9	9	720	15	15	600
1022-0700	700	11	11	880	17	17	680
1022-0800	800	12	12	960	20	20	800
1022-0900	900	14	14	1120	22	22	880
1022-1000	1000	15	15	1200	25	25	1000



Model DBS Movement Direction

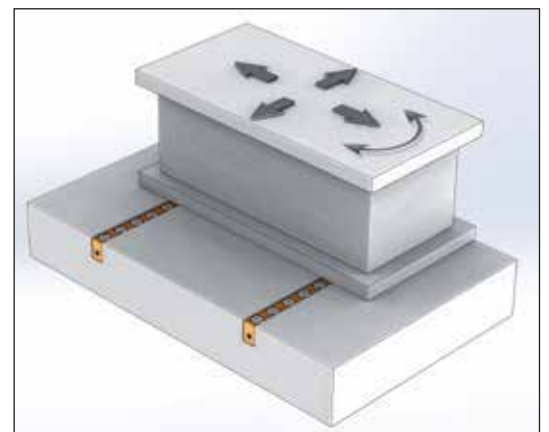


Dış Ölçüler Outline Dimensions	D \square 28 Serial
Pleyt için işlem ölçüsü (U-Kanal) Processing Size for Plate (U-slot)	

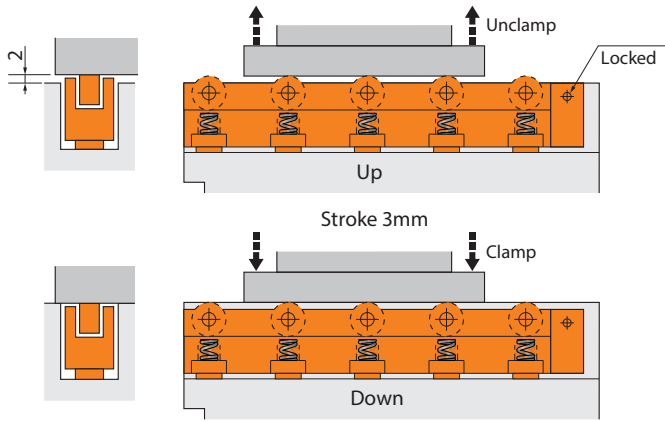


Model DLS Movement Direction

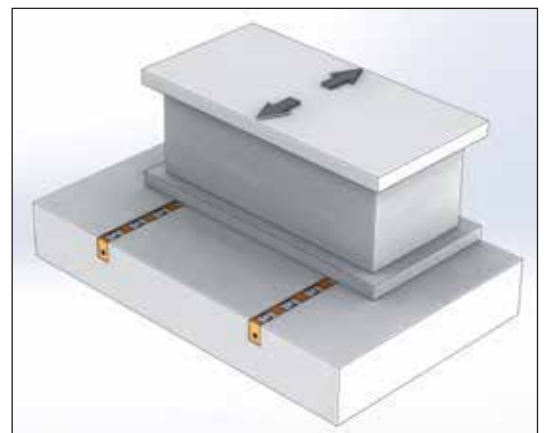
Referans Nr.	L	D \square 28					
		DLS28			DBS28		
		Roller (DLS)	Capacity kg		Ball (DBS)	Capacity kg	
1022-0200	200	3	4	500	5	5	315
1022-0300	300	5	6	750	7	7	441
1022-0400	400	6	7	875	10	10	630
1022-0500	500	8	9	1125	12	12	756
1022-0600	600	9	10	1250	15	15	945
1022-0700	700	11	12	1500	17	17	1071
1022-0800	800	12	13	1625	20	20	1260
1022-0900	900	14	15	1875	22	22	1386
1022-1000	1000	15	16	2000	25	25	1575
1022-1100	1100	16	17	2125	27	27	1701
1022-1200	1200	17	18	2250	30	30	1890
1022-1300	1300	18	19	2375	32	32	2016
1022-1400	1400	19	20	2500	35	35	2205
1022-1500	1500	20	21	2625	37	37	2331
1022-1600	1600	22	23	2875	40	40	2520
1022-1700	1700	24	25	3125	42	42	2646
1022-1800	1800	25	26	3250	45	45	2835
1022-1900	1900	27	28	3500	47	47	2961



Model DBS Movement Direction

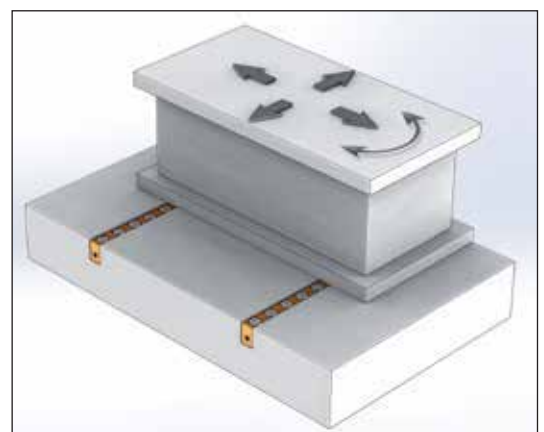


Outline Dimensions	<p>D\square36 Serial</p>
Processing Size for Plate (U-slot)	



Model DLS Movement Direction

Referans Nr.	L	D \square 36					
		DLS36			DBS36		
		Roller (DLS)		Capacity kg	Ball (DBS)		Capacity kg
1022-0200	200	3	3	600	5	5	500
1022-0300	300	5	5	1000	7	7	700
1022-0400	400	6	6	1200	10	10	1000
1022-0500	500	8	8	1600	12	12	1200
1022-0600	600	9	9	1800	15	15	1500
1022-0700	700	11	11	2200	17	17	1700
1022-0800	800	12	12	2400	20	20	2000
1022-0900	900	14	14	2800	22	22	2200
1022-1000	1000	15	15	3000	25	25	2500
1022-1100	1100	16	16	3200	27	27	2700
1022-1200	1200	17	17	3400	30	30	3000
1022-1300	1300	18	18	3600	32	32	3200
1022-1400	1400	19	19	3800	35	35	3500
1022-1500	1500	20	20	4000	37	37	3700
1022-1600	1600	22	22	4400	40	40	4000
1022-1700	1700	24	24	4800	42	42	4200
1022-1800	1800	25	25	5000	45	45	4500
1022-1900	1900	27	27	5400	47	47	4700



Model DBS Movement Direction