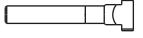

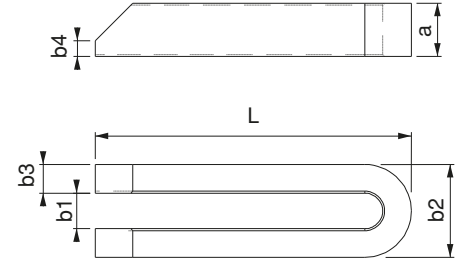


Referans Nr.	L	b1			a	b2	b3	b4	
			metrik	whitworth					
1390-06060	60	6.6	M6	1/4	12	19	6.2	3	65
1390-08080	80	9	M8	5/16	15	25	8	4	140
1390-10100	100	11	M10	3/8	20	30	9.5	5	240
1390-12125	125								700
1390-12160	160	14.5	M12-M14	1/2	25	38	12	6	915
1390-12200	200								1235
1390-16160	160				27			8	945
1390-16200	200	18.5	M16-M18	5/8	27	48	15	8	1215
1390-16250	250				37			10	2000
1390-20200	200				37	52	15		1650
1390-20250	250	22.5	M20-M22	3/4	37	62	20	10	2765
1390-20315	315				37	62	20		3510
1390-20500	500				47	62	20		7200
1390-24200	200				37				2260
1390-24250	250	26	M24	1	37	66	20	10	2740
1390-24315	315				37				3515
1390-24500	500				47				7100
1390-30250	250				47	73	20		3500
1390-30315	315				47	73	20		4190
1390-30400	400	33	M30	1 1/4	47	73	20	12	5735
1390-30600	600				46	73	20		8455
1390-301000	1000				57	93	30		28000
1390-36400	400	40	M36	1 1/2	57	100	30	12	10800
1390-36600	600								16500
1390-42600	600	43	M42	1 1/2	77	123	40	12	28800



DIN 6315B

Ürün Nr. 1390 Çatal Pabuç

- Kademeli yüzeylerde şekilli iş parçalarının bağlanmasında pabucun yapısı itibarı ile kolaylık sağlar
- Sertleştirilmiş
- Siyah Kaplama

Product Nr. 1390 Bifurcated Clamp

- Due to the structure of the clamp, this product provides convenience for the couplings of formed work pieces on graded surfaces
- Hardened
- Black Coating